

Aluminum Profile, One-stop Total Service

ALPOTECH

Products Guide



ALUMINUM PROFILE ACCESSORIES

CASTER & LEVELLING FOOT

CARRYMASTER

LEVELLING FOOT

PLASTIC SELLING

PLASTIC FINISH



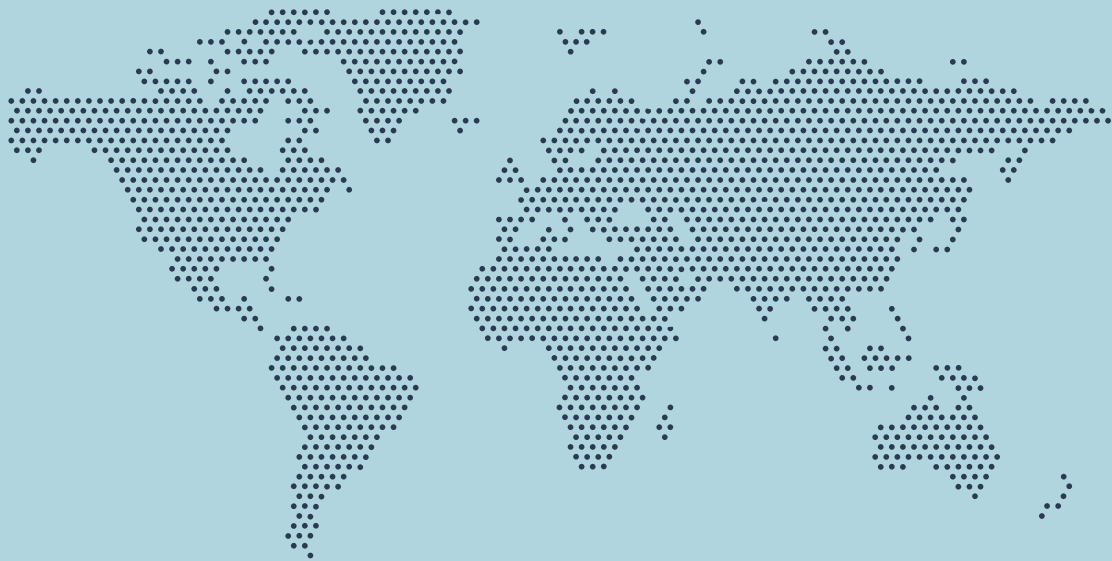
with us,
you can take a step forward in your dream



ALPOTECH

**정직 · 정확한 제품을 생산하여
인류의 편익 증대와 산업 발전에 기여하는 기업**

The company that produces the honest and accurate products
to contribute industrial development and benefits of human being.




알포텍은 우수한 인력과 축적된 기술로 최고의 제품을 생산·공급하고 있습니다.
정확한 설계에서 생산에 이르기까지 우수한 제품을 저렴하고 안정적으로
공급하기 위하여 전 임직원은 항상 연구와 노력을 다하고 있습니다.

ALPOTECH has been producing and supplying on the basis of superior talent and highly accumulated technique.

From accurate design to production, All staffs of ALPOTECH have been studying and doing their best constantly, so as serve you with the superior goods competitively and stably.

- 01 인간존중
HUMAN RESPECT
- 02 고객우선
CUSTOMER FIRST
- 03 품질중시
QUALITY IMPORTANCE





QUALITY

알포텍은 고객이 신뢰하는 제품을
만들어 가겠습니다.

We, ALPOTECH manufacture more better products
to be trusted by the customers.

알포텍의 모든 제품은 환경유해물질(RoHS) 기준에 적합한 제품입니다.

ALPOTECH's products are suitable for standards of RoHS.



SOLUTIONS

끊임없는 연구개발을 통한 솔루션 구축,
구조해석을 통한 최적의 제품 개발
알포텍은 고객 중심의 기술 솔루션에
초점을 맞추어 고객과 함께 하겠습니다.

Optimal product development through
structural interpretation
By focusing on customer-oriented technical solutions,
ALPOTECH constantly strive to develop products
our customers may have in mind.

Constant research and development solutions

시험장비 TEST EQUIPMENT

주행성능 및 수직력 시험기 RUNNING PERFORMANCE & VERTICAL FORCE TESTER



주행성능시험은 제품에 허용하중(카달로그)을 가한 후 드럼을 1~4km/h 속도로 회전시켜 200m~10km 주행 후 Wheel의 변형유무를 확인하며 수직력시험은 제품의 허용하중(카달로그)의 1.5~3배의 하중을 수직으로 3분간 유지한 후, 변형 및 파 손유무를 확인합니다.

Applying allowable load (catalogue) to caster and running 200m to 10km by rotating drum at 1 to 20 km/h speed, and check wheel deformation. Applying vertically 1.5 to 3 times of load in capacity(catalogue) to caster for 3 minutes, and then check any deformation and damage

SPECIFICATIONS

- Compression Load Cell(10 to 20,000kg)
- Weight System
- Temperature Sensor(-40 to +280°C)
- Drum Speed : 20km/h(Max.)
- Data Acquisition System

- Possible test : Running test, Vertical force test, Compression test

선회성능 시험기 RUNNING PERFORMANCE TESTER



제품에 허용하중(카달로그)을 가한 후 드럼(원판)을 1~2km/h 속도로 정회전, 역회전을 시킨 후 200m~10km 곡선주행을 통하여 바퀴의 편마모 및 이상유무를 확인합니다.

Applying allowable load (catalogue) to caster and rotating drum(round plate) at 1 to 2km/h speed, and then check one-sided wear in wheel through a curve running at 200m to 10km

SPECIFICATIONS

- Compression load cell(10 to 10,000kg)
- Drum Speed : 2km/h(Maximum)
- Weight System

낙하충격 시험기 DROPPING IMPACT TESTER



제품을 바닥면 또는 측면에 고정된 후, 낙하추를 일정 높이에서 자유낙하시켜 변형이 생길 때의 충격 에너지 값을 측정합니다.
After fixing product on the floor or the side, free-falling a cracker at a height, and then measure the value of impact energy when it is deforming.

SPECIFICATIONS

- Plumb : Max.30kg
- Dropping Height : Max.1500mm
- Lifting motor
- Digital displaying height

INDEX

19
01 ALUMINUM PROFILE ACCESSORIES

67
02 ALUMINUM PROFILE
CASTER & LEVELLING FOOT

93
03 CARRYMASTER

133
04 LEVELLING FOOT

161
05 PLASTIC SELLING
PLASTIC FINISH



ALUMINUM PROFILE ACCESSORIES

BOLT



등근머리렌지볼트
Button Head Cap Screws

p. 20



접시머리렌지볼트
Flat Head Cap Screws

p. 20



셈스렌지볼트
Sems Wrenches Bolt

p. 21



셈스육각볼트
Sems Hexagon Bolt

p. 21



육각렌지볼트
Socket Head Cap Screws

p. 21



T-볼트
T-Bolt

p. 22

NUT



플랜지너트
Flange Nut

p. 22



정사각너트
Square Nut

p. 23



직사각너트
Rectangle Nut

p. 23



인서트너트
Insert Nut

p. 24



스펀지너트
Sponge Nut

p. 24



스프링너트
Spring Nut

p. 25



볼너트
Ball Nut

p. 25



T-너트
T-Nut

p. 26



롱너트
Long Nut

p. 26

INNER BRACKET



스틸이너브라켓(90°, 135°타입)
Steel Inner Bracket (90°, 135° Type)

p. 27



아연다이캐스팅이너브라켓
Zn Diecasting Inner Bracket

p. 27

JOINT



조인트클립 (볼트일체형)
Joint Clip (Bolt All-in-one Type)

p. 28



조인트클립 (표준형)
Joint Clip (Normal Type)

p. 28



더블조인트클립
Double Joint Clip

p. 28



유니버설조인트
Universal Joint


p. 29



부트조인트
Butt Joint


p. 29

MULTI BLOCK



멀티블록 (일체형)
Multi Block

p. 30



멀티블록 (분리형)
Multi Block (Separable)

p. 30

SPECIAL ACCESSORIES



스페셜 너트
Special Nut

p. 31

BRACKET



아연다이캐스팅브라켓 (205용)
Zn Die Casting Bracket (205 Type)

p. 32



알루미늄다이캐스팅브라켓 (306용)
AL Die Casting Bracket (306 Type)

p. 32



알루미늄다이캐스팅브라켓 (408용)
AL Die Casting Bracket (408 Type)

p. 33



알루미늄다이캐스팅브라켓 (458용)
AL Die Casting Bracket (458 Type)

p. 33



스틸브라켓 (205용)
Steel Bracket (205 Type)

p. 34



스틸브라켓 (306용)
Steel Bracket (306 Type)

p. 34



스틸브라켓 (408용)
Steel Bracket (408 Type)

p. 35



R 코너 브라켓 & 엔드캡 세트
R Corner Bracket & End Cap Set

p. 35




스틸플레이트브라켓 I형 (장출형, 정출형)
Steel Plate Bracket I Type (Slot hole type / hole type)

p. 36



스틸플레이트브라켓 □형
Steel Plate Bracket Square Type
p. 36



스틸플레이트브라켓 T형
Steel Plate Bracket T Type
p. 37



스틸플레이트브라켓 L형
Steel Plate Bracket L Type
p. 37



앵글조인트브라켓
Angle Joint Bracket
p. 38



슬라이더후크
Slider Hook
p. 38

HINGE



아연다이캐스팅힌지 (30용)
Zn Die Casting Hinge (30 Series)
p. 40



아연다이캐스팅힌지 (40용)
Zn Die Casting Hinge (40 Series)
p. 40



아연다이캐스팅힌지 (30×40/40×30용)
Zn Die Casting Hinge
(30x40 or 40x30 Series)
p. 41



아연다이캐스팅힌지 (30×2035/40×2035용)
Zn Die Casting Hinge
(30x2035 or 40x2035 Series)
p. 41



클린힌지
Clean Hinge
p. 42



아연다이캐스팅힌지 (분진방지형)
Zn Die Casting Hinge
(No dust type)
p. 42



아연다이캐스팅힌지 (45용)
Zn Die Casting Hinge
(45 Series)
p. 43



아연다이캐스팅더블힌지
Zn Die Casting Double Hinge
p. 43

FOOT BASE




알루미늄다이캐스팅풋베이스
AL Diecasting Foot Base
p. 44




스틸풋베이스
Steel Foot Base
p. 45

END CAP



알루미늄엔드캡
AL End Cap
p. 46



플라스틱엔드캡
Plastic End Cap
p. 47

HANDLE



플라스틱핸들
Plastic Handle
p. 48



알루미늄/스테인레스핸들
Aluminum / Stainless Handle
p. 48



매입형핸들
Embedded Handle
p. 49

MAGNETIC CATCH



플라스틱자석
Plastic Magnetic Catch
p. 49



스테인레스자석
Stainless Magnetic Catch
p. 50



반도체자석
For Semiconductor Magnetic
Catch
p. 51

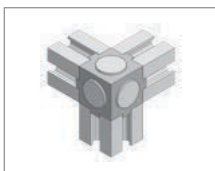


알루미늄프로파일용자석브라켓
마그네틱플레이트
Magnetic Catch Bracket for Aluminium Profile
Magnetic Plate
p. 52




알루미늄프로파일용자석브라켓
Magnetic Catch Bracket for
Aluminium Profile
p. 53

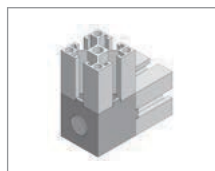
CORNER BLOCK




코너블록 2020
Corner Block 2020
p. 55



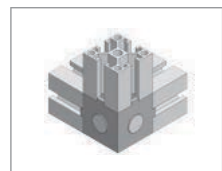
코너블록 3030, 4040-2U(상)
Corner Block 3030, 4040-2U [Upper]
p. 56




코너블록 3030, 4040-2L(하)
Corner Block 3030, 4040-2L [Lower]
p. 56



코너블록 3030, 4040-3U(상)
Corner Block 3030, 4040-3U [Upper]
p. 57



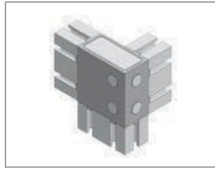
코너블록 3030, 4040-3L(하)
Corner Block 3030, 4040-3L [Lower]
p. 57



코너블록 3060, 4080-3U(상)
Corner Block 3060, 4080-3U (Upper)
p. 58




코너블록 3060, 4080-3L(하)
Corner Block 3060, 4080-3L (Lower)
p. 58




코너블록 6030, 8040-3U(상)
Corner Block 6030, 8040-3U (Upper)
p. 59



코너블록 6030, 8040-3L(하)
Corner Block 6030, 8040-3L (Lower)
p. 59




코너블록 6060, 8080-3U(상)
Corner Block 6060, 8080-3U (Upper)
p. 60



코너블록 6060, 8080-3L(하)
Corner Block 6060, 8080-3L (Lower)
p. 60

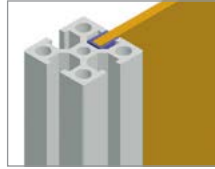
COVER




알루미늄 프로파일홈커버
Aluminum Profile Home Cover
p. 62




아크릴고정용가스켓
Acrylic Fixing Gasket
p. 63



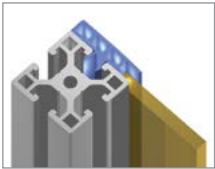
아크릴고정용 홈커버
Acrylic Fixing Home Cover
p. 63



아크릴커버 (2단)
Acrylic Cover [Second floor]
p. 64



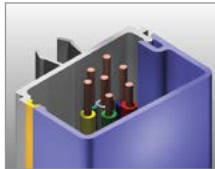
아크릴커버 (3단)
Acrylic Cover [3rd floor]
p. 65



아크릴고정용날개형커버 (5T)
Acrylic Fixing Flap Type Cover
(for 5T)
p. 65



알루미늄프로파일마감커버
Aluminum Profile End Cap Cover
p. 66



전선정리용커버
Cover to Dress the Wires
p. 66

ALUMINUM PROFILE CASTER & LEVELLING FOOT

AP SERIES



경·중하중용
Light & Medium Duty Purpose
AP-300FP p. 78



경·중하중용
Light & Medium Duty Purpose
AP-600FP p.78



경·중하중용
Light & Medium Duty Purpose
AP-1000FP p. 78

APM SERIES



중하중용
Medium Duty Purpose
APM-FPB p. 80



중하중용
Medium Duty Purpose
APM-FP p. 80



중하중용
Medium Duty Purpose
APMT-FP p. 80



중하중용
Medium Duty Purpose
APM-FPM p. 80



중하중용
Medium Duty Purpose
APM-FPU p. 80

APC-3000 SERIES



경하중용
Light Duty Purpose
APC-SFB p. 82



경하중용
Light Duty Purpose
APC-SF p. 82



경하중용
Light Duty Purpose
APC-RF p. 82



경하중용
Light Duty Purpose
APC-SSB p. 82



경하중용
Light Duty Purpose
APC-SS p. 82

APC-5200 SERIES



중하중용
Medium Duty Purpose
APC-SFB p. 83



중하중용
Medium Duty Purpose
APC-SF p. 83



중하중용
Medium Duty Purpose
APC-RF p. 83



중하중용
Medium Duty Purpose
APC-SSB p. 83



중하중용
Medium Duty Purpose
APC-SS p. 83

APC-5300 SERIES



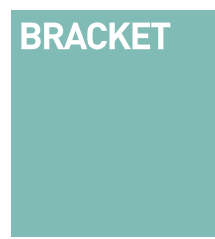
중하중용
Medium Duty Purpose
APC-SFB p. 84



중하중용
Medium Duty Purpose
APC-SF p. 84



중하중용
Medium Duty Purpose
APC-RF p. 84



BRACKET



캐스터브라켓 (306, 408용)
Caster Bracket (306, 408 Type)
p. 85

AP-LP AP-LPS SERIES



경량용
Light Duty Purpose
p. 86



AP-LPR AP-LPSR SERIES



미끄럼방지 고무패드 부착형
Anti-Slip with Rubber Pad
p. 87



AP-LM AP-LMS SERIES



중·고하중용
Medium & Heavy Duty Purpose
p. 88

AP-LMR AP-LMSR SERIES



중·고하중용 방진형
Medium & Heavy Duty
Cushioning Type
p. 89



AP-LPA AP-LPAS SERIES



기계분체 고정형
Anchor Type
p. 90



AP-LV AP-LVS SERIES



경방진형
Cushioning Type
p. 91

CARRYMASTER

AC SERIES



경·중하중용
Light & Medium Duty Purpose
AC-F p. 94



경·중하중용
Light & Medium Duty Purpose
AC-FU p. 94



경·중하중용
Light & Medium Duty Purpose
AC-FM p. 94



경·중하중용
Light & Medium Duty Purpose
AC-S p. 94



경·중하중용
Light & Medium Duty Purpose
AC-SU p. 94



경·중하중용
Light & Medium Duty Purpose
AC-SM p. 94

ACM SERIES



중하중용
Medium Duty Purpose
ACM-FB p. 96



중하중용
Medium Duty Purpose
ACMT-F p. 96



중하중용
Medium Duty Purpose
APM-FM p. 96



중하중용
Medium Duty Purpose
APM-FU p. 96



중하중용
Medium Duty Purpose
ACM-S p. 96

ALC SERIES



중하중용
Medium Duty Purpose
ALC-F p. 98



중하중용
Medium Duty Purpose
ALC-FB p. 98



중하중용
Medium Duty Purpose
ALC-FU p. 98



중하중용
Medium Duty Purpose
ALCT-F p. 98

APLC SERIES



중하중용
Medium Duty Purpose
APLC-700F p. 100



중하중용
Medium Duty Purpose
APLC-700FU p. 100



중하중용
Medium Duty Purpose
APLC-200F p. 100



중하중용
Medium Duty Purpose
APLC-200FU p. 100

ACT-F SERIES



중하중용
Medium Duty Purpose
ACT-400F p. 102



중하중용
Medium Duty Purpose
ACT-800F p. 102

ACT-S SERIES



중하중용
Medium Duty Purpose
ACT-400S p. 104



중하중용
Medium Duty Purpose
ACT-800S p. 104

ACTM SERIES



중하중용
Medium Duty Purpose
ACTM-400 SWIVEL p. 106



중하중용
Medium Duty Purpose
ACTM-400 RIGID p. 106

ACP SERIES



경하중용
Light Duty Purpose
ACP-200F p. 108



경하중용
Light Duty Purpose
ACP-200S p. 108

ACPB SERIES



중하중용
Medium Duty Purpose
ACPB-500F p. 110



중하중용
Medium Duty Purpose
ACPB-1000F p. 110

ACMU ACMM SERIES



중하중용
Medium Duty Purpose
ACMU-SF

p. 112



중하중용
Medium Duty Purpose
ACMU-RF

p. 112



중하중용
Medium Duty Purpose
ACMM-SF

p. 112



중하중용
Medium Duty Purpose
ACMM-SFB

p. 112



중하중용
Medium Duty Purpose
ACMM-RF

p. 112

ACHU ACHM SERIES



고하중용
Heavy Duty Purpose
ACHU-SF

p. 114



고하중용
Heavy Duty Purpose
ACHU-SFB

p. 114



고하중용
Heavy Duty Purpose
ACHU-RF

p. 114



고하중용
Heavy Duty Purpose
ACHM-SF

p. 114



고하중용
Heavy Duty Purpose
ACHM-SFB

p. 114



고하중용
Heavy Duty Purpose
ACHM-RF

p. 114

ACHUT ACHMT SERIES



고하중용
Heavy Duty Purpose
ACHUT-SF

p. 116



고하중용
Heavy Duty Purpose
ACHUT-RF

p. 116



고하중용
Heavy Duty Purpose
ACHMT-SF

p. 116



고하중용
Heavy Duty Purpose
ACHMT-RF

p. 116

ACHHUT SERIES



초고하중용
Ultra Heavy Duty Purpose
ACHHUT-SF

p. 118



초고하중용
Ultra Heavy Duty Purpose
ACHHUT-RF

p. 118

ACHHM SERIES



초고하중용
Ultra Heavy Duty Purpose
ACHHM-SF

p. 120



초고하중용
Ultra Heavy Duty Purpose
ACHHM-RF

p. 120

ACSU SERIES



경하중용 정밀형 우레탄
Light Duty Purpose Polyurethane Precision
ACSU-SFB

p. 122



경하중용 정밀형 우레탄
Light Duty Purpose Polyurethane Precision
ACSU-SF

p. 122



경하중용 정밀형 우레탄
Light Duty Purpose Polyurethane Precision
ACSU-RF

p. 122



경하중용 정밀형 우레탄
Light Duty Purpose Polyurethane Precision
ACSU-SSB

p. 122



경하중용 정밀형 우레탄
Light Duty Purpose Polyurethane Precision
ACSU-SS

p. 122



경하중용 정밀형 우레탄
Light Duty Purpose Polyurethane Precision
ACSU-SGRB

p. 122



경하중용 정밀형 우레탄
Light Duty Purpose Polyurethane Precision
ACSU-SGR

p. 122

ACLU SERIES



경하중용 정밀형 우레탄
Light Duty Purpose Polyurethane Precision
ACLU-SFB

p. 124



경하중용 정밀형 우레탄
Light Duty Purpose Polyurethane Precision
ACLU-SF

p. 124



경하중용 정밀형 우레탄
Light Duty Purpose Polyurethane Precision
ACLU-RF

p. 124



경하중용 정밀형 우레탄
Light Duty Purpose Polyurethane Precision
ACLU-SSB

p. 124



경하중용 정밀형 우레탄
Light Duty Purpose Polyurethane Precision
ACLU-SS

p. 124

ACLMU SERIES



경·중하중용
Light & Medium Duty Purpose
ACLMU-SFB

p. 126



경·중하중용
Light & Medium Duty Purpose
ACLMU-SF

p. 126



경·중하중용
Light & Medium Duty Purpose
ACLMU-RF

p. 126

ACLHU SERIES



중하중용
Medium Duty Purpose
ACLHU-SFB

p. 128



중하중용
Medium Duty Purpose
ACLHU-SF

p. 128



중하중용
Medium Duty Purpose
ACLHU-RF

p. 128

ACHR SERIES



고하중용
Heavy Duty Purpose
ACHR-RF

p. 130



고하중용
Heavy Duty Purpose
ACHR-SF

p. 130



고하중용
Heavy Duty Purpose
ACHR-SFB

p. 130

GOODS BY ORDER



주문생산품

p. 132



주문생산품

p. 132



주문생산품

p. 132



주문생산품






















p. 132



주문생산품

p. 132

LEVELLING FOOT

<p>A-P A-PS SERIES</p>		<p>A-PR A-PSR SERIES</p>		<p>A-PL A-PLS SERIES</p>	
	<p>경량용 Light Duty Purpose</p>		<p>미끄럼방지 고무패드 부착형 Anti-Slip with Rubber Pad</p>		<p>경량용 Light Duty Purpose</p>
<p>A-PLR A-PLSR SERIES</p>		<p>A-PA A-PAS SERIES</p>		<p>A-PAF A-PAFS SERIES</p>	
	<p>미끄럼방지 고무패드 부착형 Anti-Slip with Rubber Pad</p>		<p>기계 본체 고정형 Anchor Type</p>		<p>기계 본체 고정형 Anchor Type</p>
<p>A-V A-VS A-VP A-VU SERIES</p>		<p>A-VF A-VFU SERIES</p>		<p>A-TR SERIES</p>	
	<p>경방진형 Cushioning Type</p>		<p>경방진형 Cushioning Type</p>		<p>초고하중용 Ultra Heavy Duty Purpose</p>
<p>A-TR HOUSING</p>		<p>A-TRB SERIES</p>		<p>A-MB A-MSB SERIES</p>	
	<p>초고하중용 Ultra Heavy Duty Purpose</p>		<p>초고하중용 베어링형 Ultra Heavy Duty Bearing Type</p>		<p>고하중용 베어링형 Heavy Duty Bearing Type</p>
<p>A-M A-MS SERIES</p>		<p>A-MR A-MSR SERIES</p>		<p>A-MZ A-MZS SERIES</p>	
	<p>중 · 고하중용 Medium & Heavy Duty Purpose</p>		<p>중 · 고하중 방진형 Medium & Heavy Duty Cushioning Type</p>		<p>중 · 고하중용 Medium & Heavy Duty Purpose</p>
<p>A-MZR A-MZSR SERIES</p>		<p>A-MAL A-MALS SERIES</p>		<p>A-MALR A-MALSR SERIES</p>	
	<p>중 · 고하중 방진형 Medium & Heavy Duty Cushioning Type</p>		<p>중 · 고하중용 Medium & Heavy Duty Purpose</p>		<p>중 · 고하중 방진형 Medium & Heavy Duty Cushioning Type</p>
<p>A-MA A-MAS SERIES</p>		<p>A-MAR A-MASR SERIES</p>		<p>A-MAVP A-MASVP SERIES</p>	
	<p>중 · 고하중용 Medium & Heavy Duty Purpose</p>		<p>중 · 고하중 방진형 Medium & Heavy Duty Cushioning Type</p>		<p>중 · 고하중 방진형 Medium & Heavy Duty Cushioning Type</p>

**A-MAZR
SERIES**



경방진형
Cushioning Type

p. 155

**ANCHOR
BRACKET**



기계 본체 고정형
Anchor Type

p. 156

**GOOD BY
ORDER**



주문생상품

p. 157



주문생상품

p. 157



주문생상품

p. 157



주문생상품

p. 157



주문생상품

p. 157

PLASTIC SELLING & PLASTIC FINISH

ACRYL



아크릴

p. 162

POLYCARBONATE



폴리카보네이트

p. 163

BAKELITE



베크라이트

p. 164

**POLYVINYL
CHLORIDE**



PVC

p. 165


**ALUMINIUM
C.PANEL**



알루미늄 복합판넬

p. 166

FOMEX



포맥스

p. 167

POLYOXYMETHYLEN



아세탈

p. 168

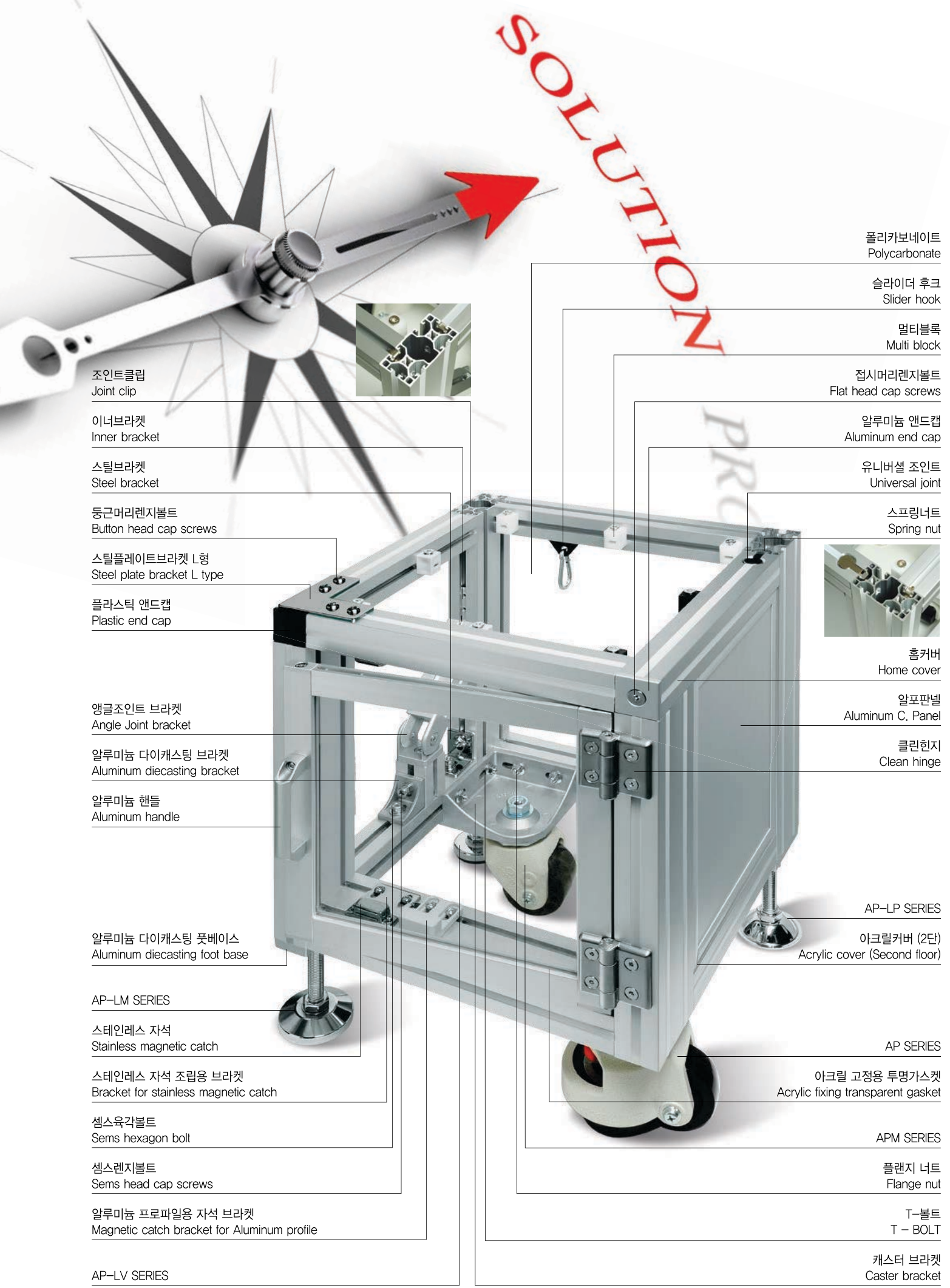
**ANTISTATIC
COATING**



대전방지코팅

p. 169

SOLUTION



폴리카보네이트
Polycarbonate

슬라이더 후크
Slider hook

멀티블록
Multi block

접시머리렌지볼트
Flat head cap screws

알루미늄 엔드캡
Aluminum end cap

유니버설 조인트
Universal joint

스프링너트
Spring nut

조인트클립
Joint clip

이너브라켓
Inner bracket

스틸브라켓
Steel bracket

둥근머리렌지볼트
Button head cap screws

스틸플레이트브라켓 L형
Steel plate bracket L type

플라스틱 엔드캡
Plastic end cap

앵글조인트 브라켓
Angle Joint bracket

알루미늄 다이캐스팅 브라켓
Aluminum diecasting bracket

알루미늄 핸들
Aluminum handle

알루미늄 다이캐스팅 풋베이스
Aluminum diecasting foot base

AP-LM SERIES

스테인레스 자석
Stainless magnetic catch

스테인레스 자석 조립용 브라켓
Bracket for stainless magnetic catch

셈스육각볼트
Sems hexagon bolt

셈스렌지볼트
Sems head cap screws

알루미늄 프로파일용 자석 브라켓
Magnetic catch bracket for Aluminum profile

AP-LV SERIES



홈커버
Home cover

알루미늄 C. Panel
Aluminum C. Panel

클린힌지
Clean hinge

AP-LP SERIES

아크릴커버 (2단)
Acrylic cover (Second floor)

AP SERIES

아크릴 고정용 투명가스켓
Acrylic fixing transparent gasket

APM SERIES

플랜지 너트
Flange nut

T-볼트
T - BOLT

캐스터 브라켓
Caster bracket

ALUMINUM PROFILE ACCESSORIES

01

- 20 Bolt / Nut
- 27 Inner Bracket
- 28 Joint
- 30 Multi Block
- 31 Special Accessories
- 32 Bracket
- 40 Hinge
- 44 Foot Base
- 46 End Cap
- 48 Handle
- 49 Magnetic Catch
- 54 Corner Block
- 62 Cover



BOLT / NUT

Button Head Cap Screws

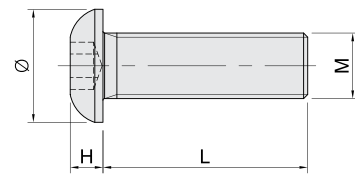
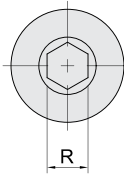
둥근머리렌지볼트

FEATURES

- 프로파일 조립 및 부품 조립시 사용
- Aluminum Profile accessories, fasteners

APPLICATION

- 재질 (Material) : SCM435
- 표면처리 (Treatments) : 니켈도금 (Ni)



DIMENSION

M	L	R	Ø	H
M5	8, 10, 12, 15	3	7.8	2.5
M6	10, 12, 15, 20, 25	4	9.8	3
M8	12, 15, 20, 25, 30	5	13.8	4.1

Flat Head Cap Screws

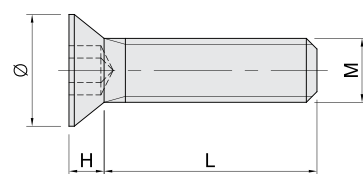
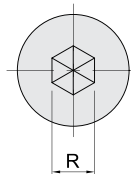
접시머리렌지볼트

FEATURES

- 프로파일 조립 및 부품 조립시 사용
- Aluminum Profile accessories, fasteners

APPLICATION

- 재질 (Material) : SCM435
- 표면처리 (Treatments) : 니켈도금 (Ni)



DIMENSION

M	L	R	Ø	H
M5	10, 12, 15, 20	3	10	2.8
M6	10, 12, 15, 20	4	12	3.3
M8	10, 12, 15, 20	5	15.5	4.4

Sems Wrenches Bolt, Sems Hexagon Bolt


셈스렌지볼트, 셈스육각볼트

FEATURES

- 볼트, 와셔, 스프링 와셔가 일체형인 부품
- All-in-one type : Bolt, Washer, Spring washer

APPLICATION

- 재질 (Material) : 렌지볼트 (Wrenches Bolt) – SCM435
육각볼트 (Hexagon Bolt) – SWCH1010A
- 표면처리 (Treatments) : 니켈도금 (Ni)



셈스렌지볼트 | SEMS WRENCHES BOLT

M	SIZE
M5	10
M6	15, 20
M8	15, 18, 20, 25, 30

셈스육각볼트 | SEMS HEXAGON BOLT

M	SIZE
M6	16
M8	20

Socket Head Cap Screws

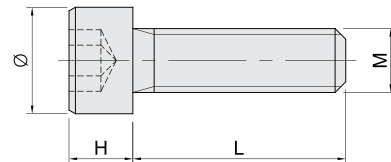
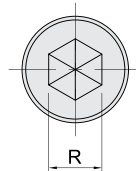
육각렌지볼트

FEATURES

- 프로파일 조립 및 부품 조립시 사용
- Aluminum Profile accessories, fasteners

APPLICATION

- 재질 (Material) : SCM435
- 표면처리 (Treatments) : 니켈도금 (Ni)



DIMENSION

M	L	R	Ø	H
M5	10, 12, 15, 20, 25, 30, 35	4	8,5	5
M6	10, 12, 15, 20, 25, 30, 35, 40	5	10	6
M8	10, 12, 15, 20, 25, 30, 35, 40	6	13	8

T-Bolt

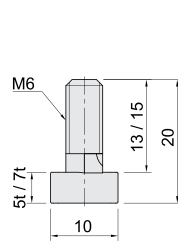
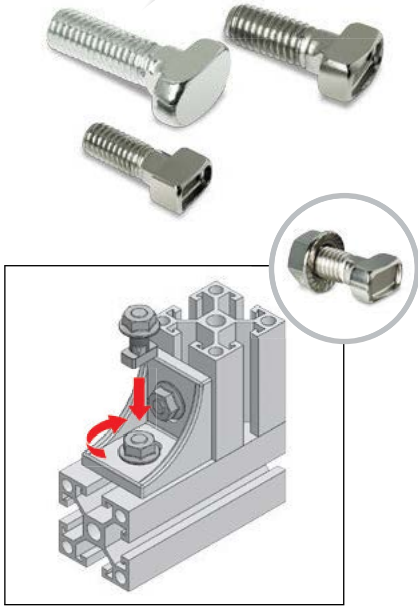
T-볼트

FEATURES

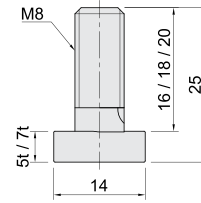
- 브라켓 조립시 너트로 조정없이 체결
- Assembly without adjustment by using nut

APPLICATION

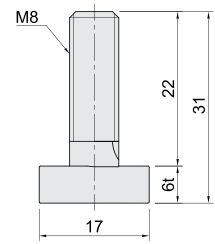
- 재질 (Material) : 51B20(열처리) , SWCH10A
- 표면처리 (Treatments) : 니켈도금 (Ni), 아연도금 (Zn)



AP-TB-306



AP-TB-408



AP-TB-458

Flange Nut

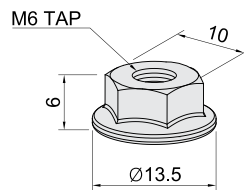
플렌지 너트

FEATURES

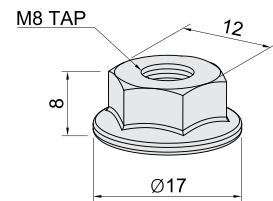
- T-Bolt 체결용 너트
- Nut for T-Bolt

APPLICATION

- 재질 (Material) : S10C
- 표면처리 (Treatments) : 니켈도금 (Ni)



AP-FN-306



AP-FN-408

Square Nut

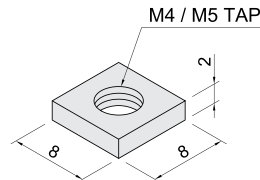
정사각 너트

FEATURES

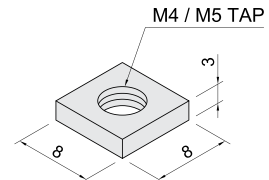
- 부품 부착용 선삽입 연결너트
- Connection nut for accessories attachment

APPLICATION

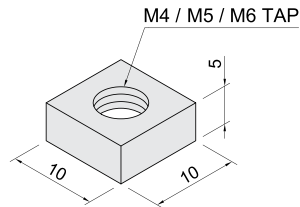
- 재질 (Material) : SAE1010
- 표면처리 (Treatments) : 니켈도금 (Ni)



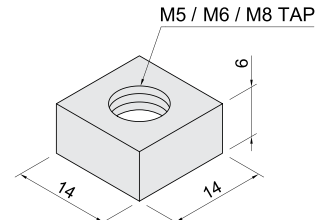
AP-SQN-204, 205(2T)



AP-SQN-204, 205(3T)



AP-SQN-304, 305, 306



AP-SQN-405, 406, 408

Rectangle Nut

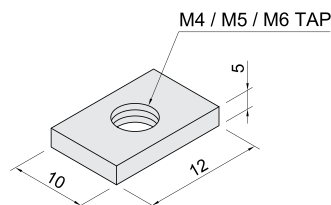
직사각 너트

FEATURES

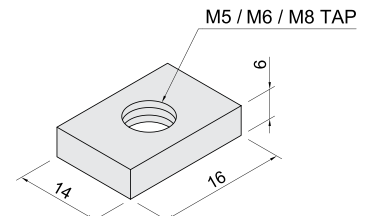
- 부품 부착용 선삽입 연결너트
- Connection nut for accessories attachment

APPLICATION

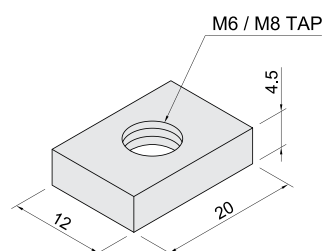
- 재질 (Material) : SAE1010
- 표면처리 (Treatments) : 니켈도금 (Ni)



AP-SRN-304, 305, 306



AP-SRN-405, 406, 408(6T)



AP-SRN-406, 408(4.5T)

Insert Nut

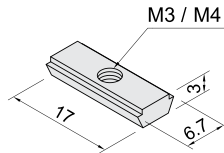
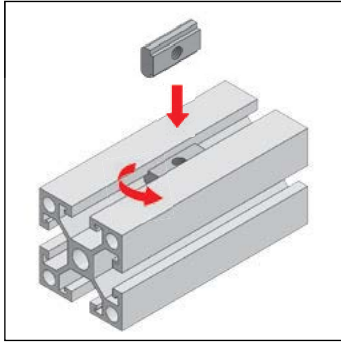
인서트 너트

FEATURES

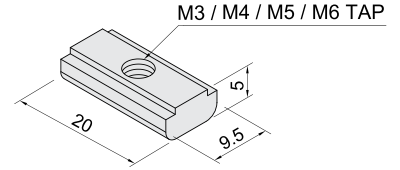
- 프레임 홈에 삽입하여 체결 시 사용
- Assembly accessories by inserting into the frame groove

APPLICATION

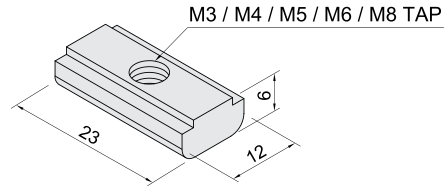
- 재질 (Material) : SAE1018, SUS304
- 표면처리 (Treatments) : 니켈도금 (Ni)



AP-IN-203, 204, 205



AP-IN-303, 304, 305, 306



AP-IN-403, 404, 405, 406, 408

Sponge Nut

스펀지 너트

FEATURES

- 프레임 홈에 삽입 후 스펀지의 텐션에 의해 원하는 위치에 고정하여 체결
- Assemble by fixing it where you want by using tension of Sponge in the frame groove

APPLICATION

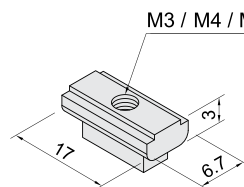
- 재질 (Material) : SAE1018, SUS304
- 표면처리 (Treatments) : 니켈도금 (Ni)



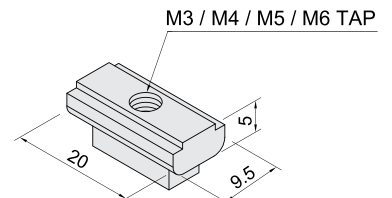
STEEL



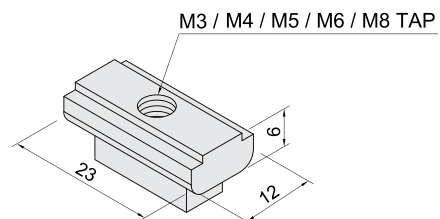
SUS



AP-SGN-203, 204, 205



AP-SGN-303, 304, 305, 306



AP-SGN-403, 404, 405, 406, 408

Spring Nut

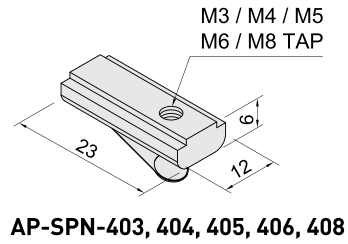
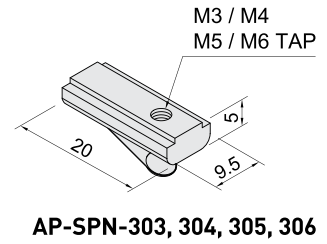
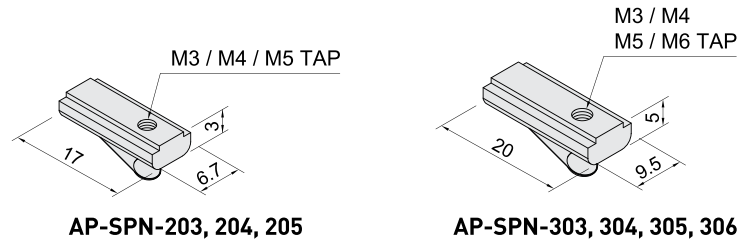
스프링 너트

FEATURES

- 프레임 홈에 삽입 후 판스프링의 텐션에 의해 원하는 위치에 고정하여 체결
- Assemble by fixing it where you want by using tension of plat spring in the frame groove

APPLICATION

- 재질 (Material) : SAE1018, SUS304
- 표면처리 (Treatments) : 니켈도금 (Ni)



Ball-Nut

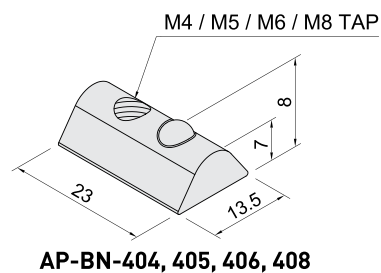
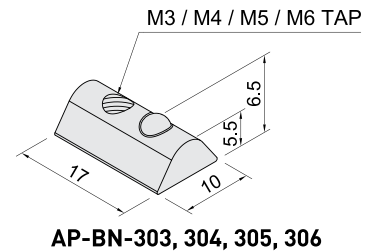
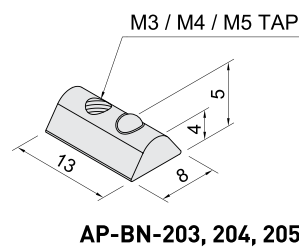
볼 너트

FEATURES

- 프레임 홈에 삽입 후 볼의 텐션에 의해 원하는 위치에 고정하여 체결
- Assemble by fixing it where you want by using tension of bulging ball in the frame groove

APPLICATION

- 재질 (Material) : SAE1018, SUS304
- 표면처리 (Treatments) : 니켈도금 (Ni)



T-Nut

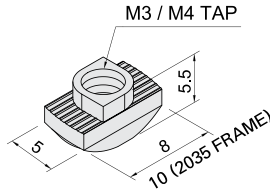
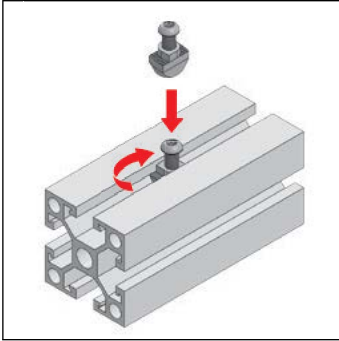
T-너트

FEATURES

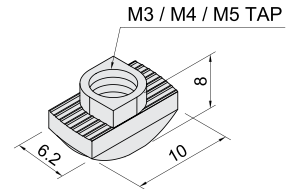
- 볼트에 끼운후 프레임 홈에 넣어서 직접체결 가능
- Direct assemble available by inserting into the frame groove after pre-assemble with bolt

APPLICATION

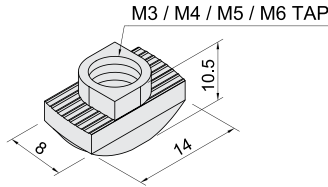
- 재질 (Material) : SAE1010, SUS304, 아연다이캐스팅 (Zn Diecasting)
- 표면처리 (Treatments) : 니켈도금 (Ni)



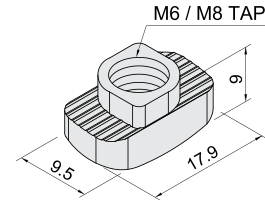
AP-TN-203, 204
AP-TN-20353, 20354
(STEEL, ZnDC, SUS)



AP-TN-303, 304, 305
(STEEL, ZnDC, SUS)



AP-TN-403, 404, 405, 406
(STEEL, ZnDC, SUS)



AP-TN-456, 458
(STEEL)

Long Nut

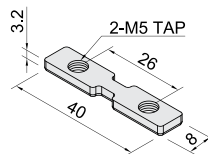
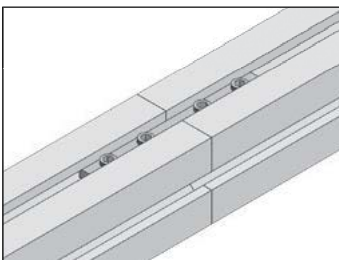
롱 너트

FEATURES

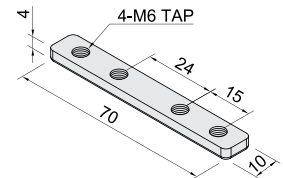
- 프로파일 수평 연결시 탭이나 홀가공 없이 연결하는 체결방식
- Long nut makes you easily horizontal coupling without a tap or hole machining

APPLICATION

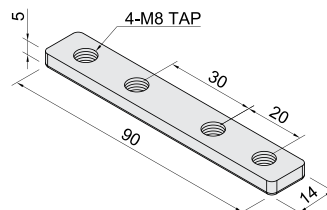
- 재질 (Material) : Steel (SPHC)
- 표면처리 (Treatments) : 아연도금 (Zn)



AP-LN-205



AP-LN-306



AP-LN-408

INNER BRACKET

Steel Inner Bracket

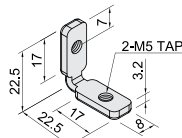
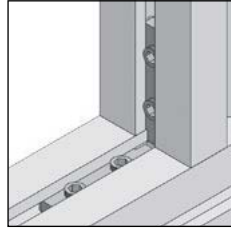
스틸 이너 브라켓
(90°, 135°타입)

FEATURES

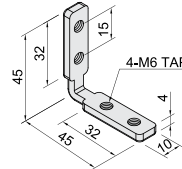
- 프로파일 90°, 135° 연결시 탭이나 홀가공 없이 연결하는 체결방식
- Steel Inner Bracket makes you easily angle of 90, 135 degrees coupling without a tap or hole machining

APPLICATION

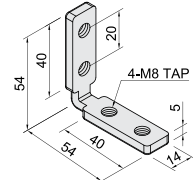
- 재질 (Material) : Steel (SPHC)
- 표면처리 (Treatments) : 아연도금 (Zn)



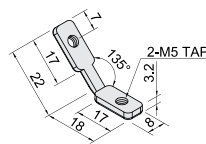
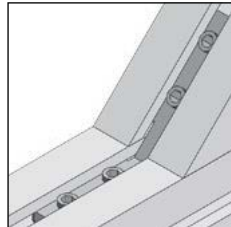
AP-IB-205



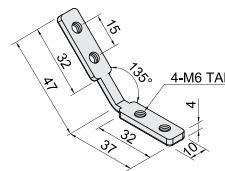
AP-IB-306



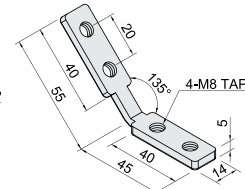
AP-IB-408



AP-IB-205-135°



AP-IB-306-135°



AP-IB-408-135°

Zn Diecasting Inner Bracket

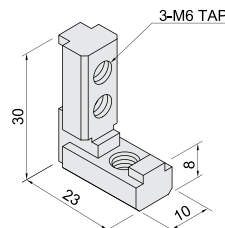
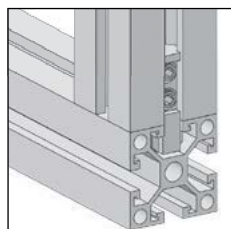
아연 다이캐스팅 이너 브라켓

FEATURES

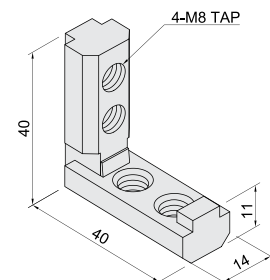
- 프로파일 직각 연결시 탭이나 홀가공 없이 연결하는 체결방식
- Zn die-casting Inner Bracket makes you easily right angle coupling without a tap or hole

APPLICATION

- 재질 (Material) : 아연다이캐스팅 (Zn Diecasting)
- 표면처리 (Treatments) : 니켈도금 (Ni)



AP-ZIB-306



AP-ZIB-408

JOINT

Joint Clip All-in-one type / Normal type

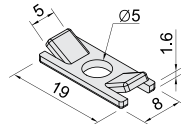
조인트클립 (볼트 일체형 / 표준형)

FEATURES

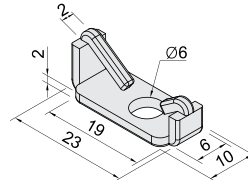
- 프레임 연결 조인트 (End Cap용 겸용 제품)
- Use both as frame coupling joint and End Cap

APPLICATION

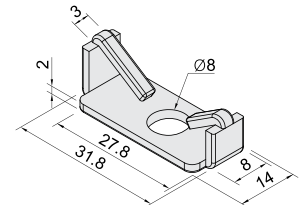
- 재질 (Material) : Steel (SPHC)
- 표면처리 (Treatments) : 니켈도금 (Ni)



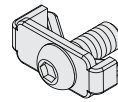
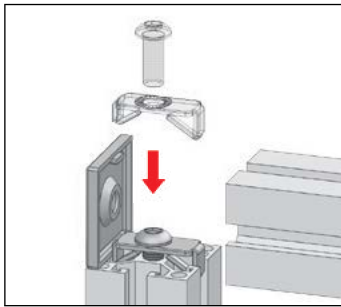
AP-JC-205
NORMAL TYPE



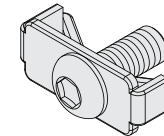
AP-JC-306
NORMAL TYPE



AP-JC-408
NORMAL TYPE



AP-JC-306 일체형
ALL IN ONE TYPE



AP-JC-408 일체형
ALL IN ONE TYPE

- 볼트와 조인트클립에 세레이션 적용으로 진동에 의한 풀림방지
- Serrated bolt and joint clip prevent a screw loose from vibration

Double Joint Clip

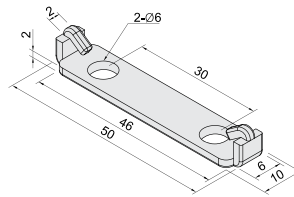
더블조인트클립

FEATURES

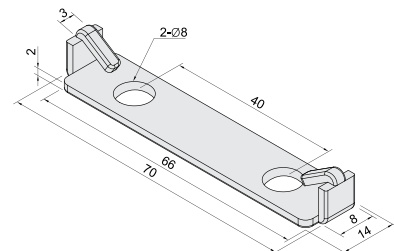
- 프레임 연결 조인트 (End Cap용 겸용 제품)
- Use both as frame coupling joint and End Cap

APPLICATION

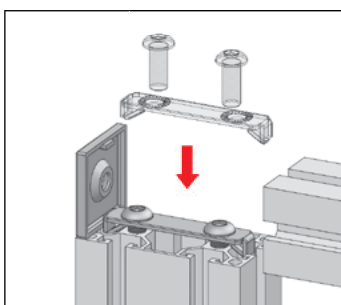
- 재질 (Material) : Steel (SPHC)
- 표면처리 (Treatments) : 니켈도금 (Ni)



AP-DJC-306



AP-DJC-408



- 볼트와 조인트클립에 세레이션 적용으로 진동에 의한 풀림방지
- Serrated bolt and joint clip prevent a screw loose from vibration

Universal Joint

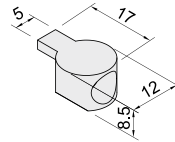
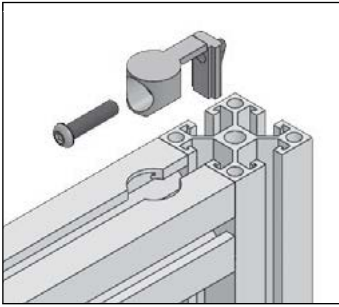
유니버설 조인트

FEATURES

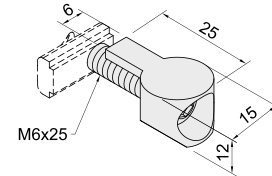
- 수평, 수직 연결부품
- Horizontal, vertical connection component

APPLICATION

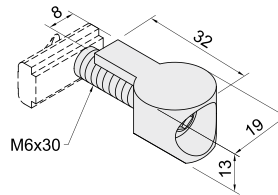
- 재질 (Material) : 아연다이캐스팅 (Zn Diecasting)
- 표면처리 (Treatments) : 니켈도금 (Ni)



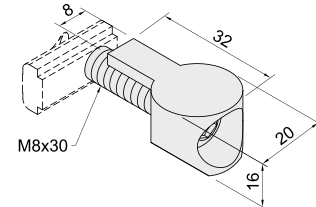
AP-UJ-205



AP-UJ-306



AP-UJ-406



AP-UJ-408

Butt Joint

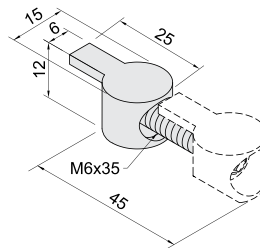
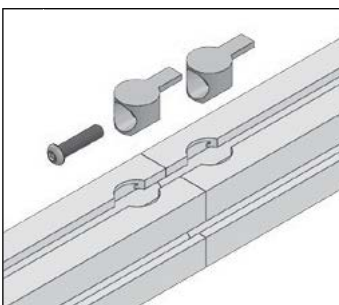
부트 조인트

FEATURES

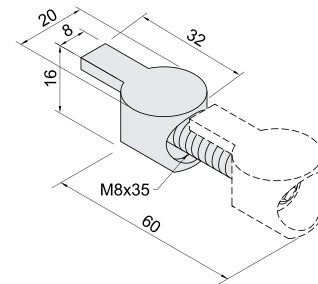
- 수평 연결부품
- Horizontal connection component

APPLICATION

- 재질 (Material) : 아연다이캐스팅 (Zn Diecasting)
- 표면처리 (Treatments) : 니켈도금 (Ni)



AP-BJ-306



AP-BJ-408

MULTI BLOCK

Multi Block

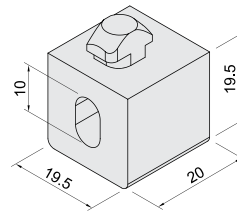

멀티블록 (일체형)

FEATURES

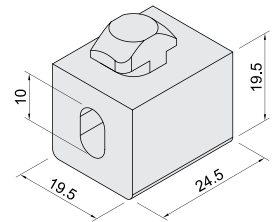
- 아크릴, PC 등 판넬 고정시 사용
- Use to fix panel such as Acrylic, PC

APPLICATION

- 재질 (Material) : Plastic
- 색상 (Color) : Black (B), Gray (G), White (W)



AP-MB-306



AP-MB-408

Multi Block Seperable

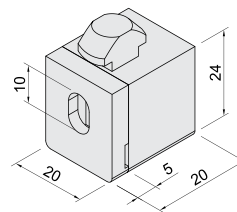

멀티블록 (분리형)

FEATURES

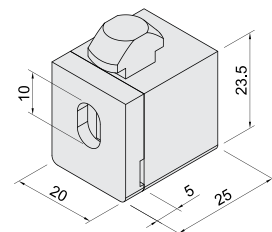
- 아크릴, PC 등 판넬 고정시 사용
- Use to fix panel such as Acrylic, PC

APPLICATION

- 재질 (Material) : Plastic
- 색상 (Color) : Black (B), Gray (G)



AP-MBS-306



AP-MBS-408

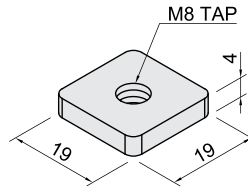
SPECIAL ACCESSORIES

Special Nut

스페셜 너트

FEATURES

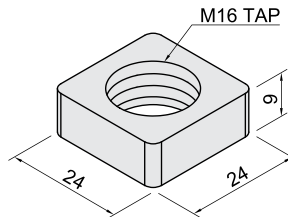
- 부품 부착용 선삽입 연결너트
- Connection nut for accessories attachment



19×19×4T NUT

APPLICATION

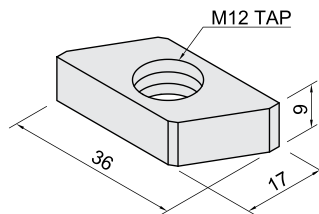
- 재질 (Material) : SUS304



24×24×9T NUT

APPLICATION

- 재질 (Material) : SAE1010
- 표면처리 (Treatments) : 아연도금 (Zn)



36×17×9T NUT

APPLICATION

- 재질 (Material) : SAE1010
- 표면처리 (Treatments) : 아연도금 (Zn)

※ 당사에서는 고객과의 상담을 통하여 특수한 형태의 NUT 주문제작이 가능합니다.
※ We ALPOTECH can produce customized Nut by considering customer's requirement

BRACKET

Zn Die Casting Bracket (205 Type)

아연 다이캐스팅 브라켓

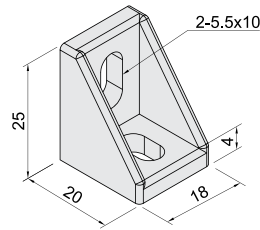
(205용)

FEATURES

- 20 Series 프로파일용 연결부품
- Connection component for 20 Series Profile

APPLICATION

- 재질 (Material) : Zn Diecasting
- 표면처리 (Treatments) : 쇼트 (Shot Blast)



AP-DCB-2025

AL Die Casting Bracket (306 Type)

알루미늄 다이캐스팅 브라켓

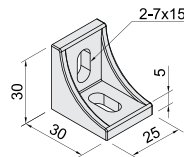
(306용)

FEATURES

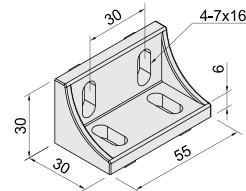
- 30 Series 프로파일용 연결부품
- Connection component for 30 Series Profile

APPLICATION

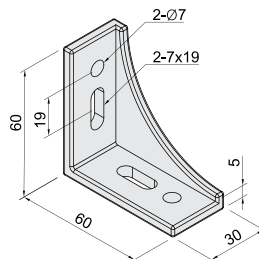
- 재질 (Material) : Aluminum Diecasting
- 표면처리 (Treatments) : 쇼트 (Shot Blast)



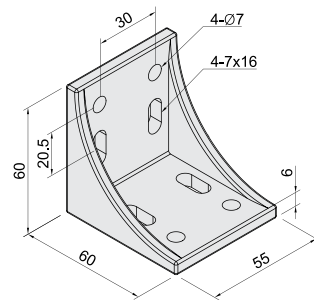
AP-DCB-3025



AP-DCB-3055



AP-DCB-3060



AP-DCB-5560

AL Die Casting Bracket (408 Type)

알루미늄 다이캐스팅 브라켓

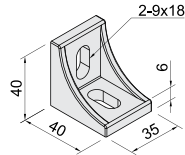
(408용)

FEATURES

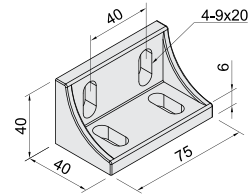
- 40 Series 프로파일용 연결부품
- Connection component for 40 Series Profile

APPLICATION

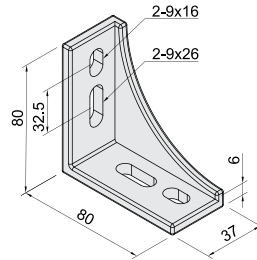
- 재질 (Material) : Aluminum Diecasting
- 표면처리 (Treatments) : 쇼트 (Shot Blast)



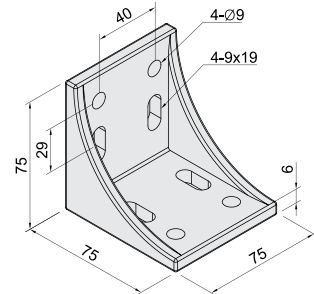
AP-DCB-4035



AP-DCB-4075



AP-DCB-3780



AP-DCB-7575

AL Die Casting Bracket (458 Type)

알루미늄 다이캐스팅 브라켓

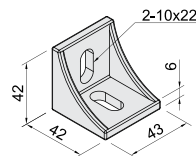
(458용)

FEATURES

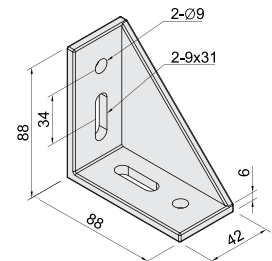
- 45 Series 프로파일용 연결부품
- Connection component for 45 Series Profile

APPLICATION

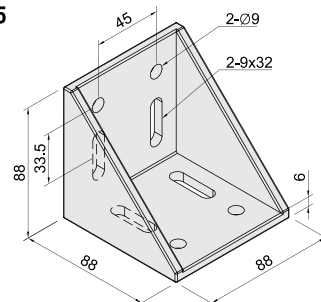
- 재질 (Material) : Aluminum Diecasting
- 표면처리 (Treatments) : 쇼트 (Shot Blast)



AP-DCB-4345



AP-DCB-4288



AP-DCB-8888

Steel Bracket (205 Type)

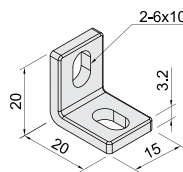
스틸 브라켓 (205용)

FEATURES

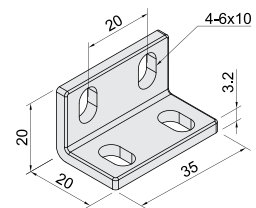
- 강한 체결력을 요하는 작업에 사용하는 20 Series 프로파일용 연결부품
- Connection component for 20 Series Profile when required strong fastening torque

APPLICATION

- 재질 (Material) : Steel (SPHC)
- 표면처리 (Treatments) : 니켈도금 (Ni), 아연도금 (Zn)



AP-SB-2015



AP-SB-2035

Steel Bracket (306 Type)

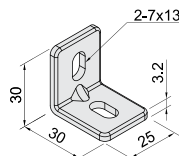
스틸 브라켓 (306용)

FEATURES

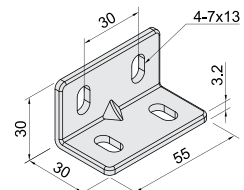
- 강한 체결력을 요하는 작업에 사용하는 30 Series 프로파일용 연결부품
- Connection component for 30 Series Profile when required strong fastening torque

APPLICATION

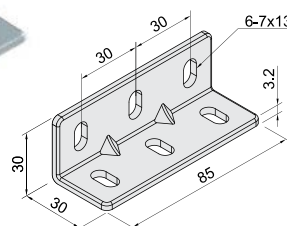
- 재질 (Material) : Steel (SPHC)
- 표면처리 (Treatments) : 니켈도금 (Ni), 아연도금 (Zn)



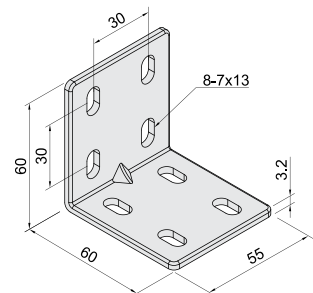
AP-SB-3025



AP-SB-3055



AP-SB-3085



AP-SB-6055

Steel Bracket (408 Type)

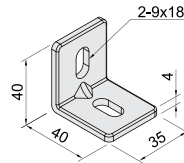
스틸 브라켓 (408용)

FEATURES

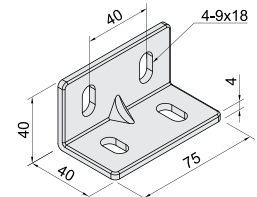
- 강한 체결력을 요하는 작업에 사용하는 40 Series 프로파일용 연결부품
- Connection component for 40 Series Profile when required strong fastening torque

APPLICATION

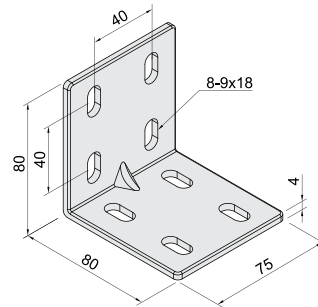
- 재질 (Material) : Steel (SPHC)
- 표면처리 (Treatments) : 니켈도금 (Ni), 아연도금 (Zn)



AP-SB-4035



AP-SB-4075



AP-SB-8075

R Corner Bracket & End Cap Set

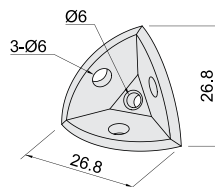
R 코너 브라켓 & 앤드캡 세트

FEATURES

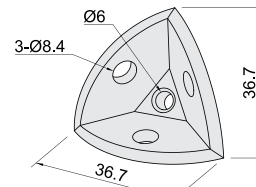
- 3030R 또는 4040R AL PROFILE FRAME 조립시 사용
- For 3030R or 4040R AL PROFILE FRAME

APPLICATION

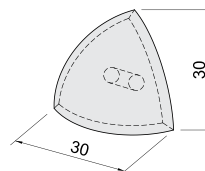
- 재질 (Material) : AP-RCB SERIES : 아연다이캐스팅 (Zn Diecasting)
AP-RCE SERIES : Plastic (PP)
- 표면처리 (Treatments) : AP-RCB SERIES : 니켈도금 (Ni)
- 색상 (Color) : AP-RCE SERIES : 검정(Black)



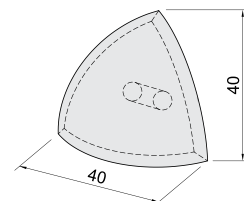
AP-RCB-30



AP-RCB-40



AP-RCE-30



AP-RCE-40

Steel Plate Bracket I Type (Slot Hole Type / Hole Type)

스틸 플레이트 브라켓 I형

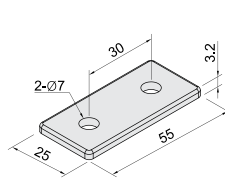
(장홀형, 정홀형)

FEATURES

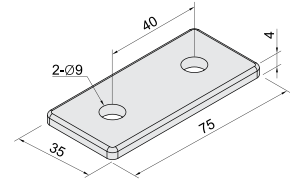
- 강한 체결력을 요하는 작업에 사용하는 연결부품
- Connection component when required strong fastening torque

APPLICATION

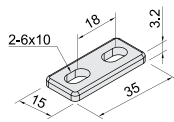
- 재질 (Material) : Steel (SPHC)
- 표면처리 (Treatments) : 니켈도금 (Ni), 아연도금 (Zn)



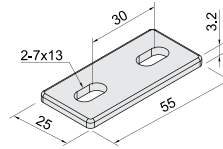
AP-PBI-2555 (정홀)
306 TYPE



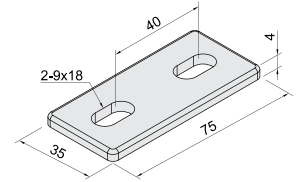
AP-PBI-3575 (정홀)
408 TYPE



AP-PBI-1535 (장홀)
205 TYPE



AP-PBI-2555 (장홀)
306 TYPE



AP-PBI-3575 (장홀)
408 TYPE

Steel Plate Bracket Square Type

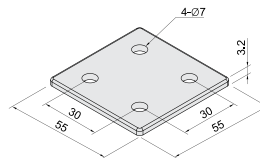
스틸 플레이트 브라켓 □형

FEATURES

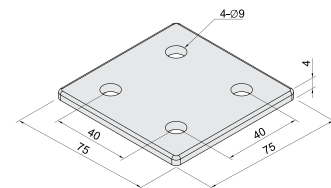
- 강한 체결력을 요하는 작업에 사용하는 연결부품
- Connection component when required strong fastening torque

APPLICATION

- 재질 (Material) : Steel (SPHC)
- 표면처리 (Treatments) : 니켈도금 (Ni), 아연도금 (Zn)



AP-PBS-5555
306 TYPE



AP-PBS-7575
408 TYPE

Steel Plate Bracket T Type

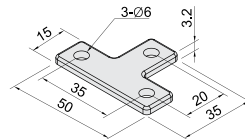

스틸 플레이트 브라켓 T형

FEATURES

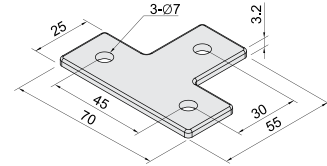
- 강한 체결력을 요하는 작업에 사용하는 연결부품
- Connection component when required strong fastening torque

APPLICATION

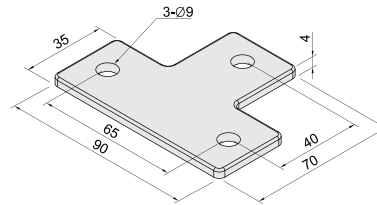
- 재질 (Material) : Steel (SPHC)
- 표면처리 (Treatments) : 니켈도금 (Ni), 아연도금 (Zn)



AP-PBT-1550
205 TYPE



AP-PBT-2570
306 TYPE



AP-PBT-3590
408 TYPE

Steel Plate Bracket L Type

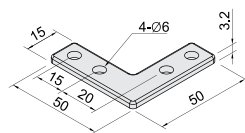

스틸 플레이트 브라켓 L형

FEATURES

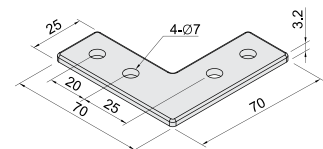
- 강한 체결력을 요하는 작업에 사용하는 연결부품
- Connection component when required strong fastening torque

APPLICATION

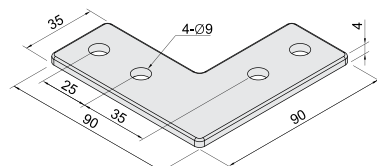
- 재질 (Material) : Steel (SPHC)
- 표면처리 (Treatments) : 니켈도금 (Ni), 아연도금 (Zn)



AP-PBL-1550
205 TYPE



AP-PBL-2570
306 TYPE



AP-PBL-3590
408 TYPE

Angle Joint Bracket

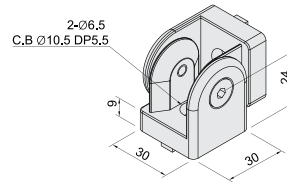
앵글 조인트 브라켓

FEATURES

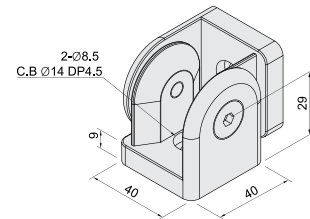
- 각도를 요하는 작업에 사용하는 부품
- Component for work that required angle variation

APPLICATION

- 재질 (Material) : 아연다이캐스팅 (Zn Diecasting)
- 표면처리 (Treatments) : 액체도장 (Painting)



AP-AJB-306



AP-AJB-408

Slider Hook

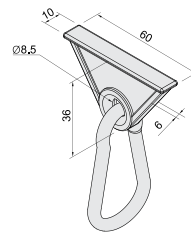
슬라이더 후크

FEATURES

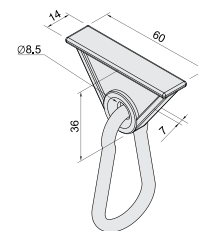
- 프레임 홈에 삽입하여 공구, 커튼등을 걸어 이동하며 사용하는 부품
- Hang various tools and slides along frame grooves

APPLICATION


- 재질 (Material) : Glass Nylon
- 색상 (Color) : Black (B)



AP-SH-306



AP-SH-408



HINGE

Zn Die Casting Hinge (30 Series)

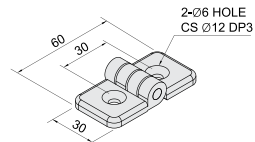
아연 다이캐스팅 힌지 (30용)

FEATURES

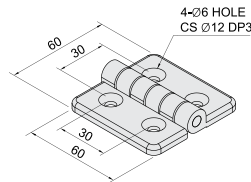
- Door 조립시 사용하는 부품
- Component for door

APPLICATION

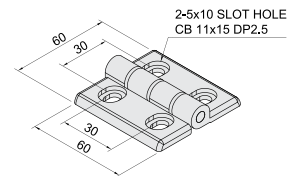
- 재질 (Material) : 아연다이캐스팅 (Zn Diecasting)
- 표면처리 (Treatments) : 무광 CR도금 (Matt Cr), 블랙도장 (Black)



AP-H-3060



AP-H-6060



AP-H-6060 장홀
(Slot Hole)

Zn Die Casting Hinge (40 Series)

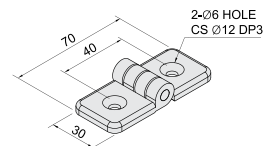
아연 다이캐스팅 힌지 (40용)

FEATURES

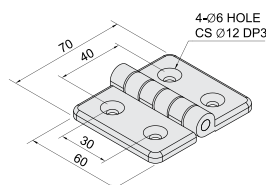
- Door 조립시 사용하는 부품
- Component for door

APPLICATION

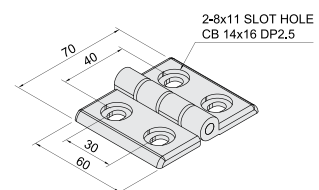
- 재질 (Material) : 아연다이캐스팅 (Zn Diecasting)
- 표면처리 (Treatments) : 무광 CR도금 (Matt Cr), 블랙도장 (Black)



AP-H-3070



AP-H-6070



AP-H-6070 장홀
(Slot Hole)

Zn Die Casting Hinge (30x40 / 40x30)

아연 다이캐스팅 힌지

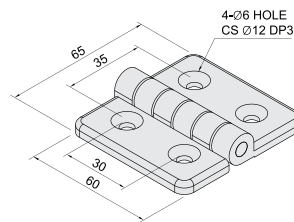
(30×40 / 40×30용)

FEATURES

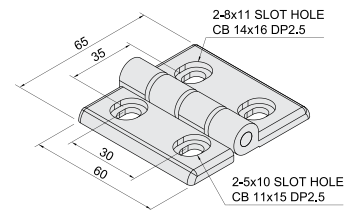
- Door 조립시 사용하는 부품
- Component for door

APPLICATION

- 재질 (Material) : 아연다이캐스팅 (Zn Diecasting)
- 표면처리 (Treatments) : 무광 CR도금 (Matt Cr), 블랙도장 (Black)



AP-H-6065



AP-H-6065장홀
(Slot Hole)

Zn Die Casting Hinge (30x2035 / 40x2035 Series)

아연 다이캐스팅 힌지

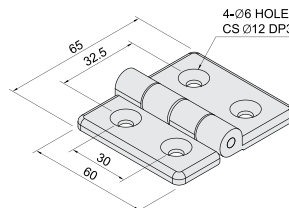
(30×2035, 40×2035용)

FEATURES

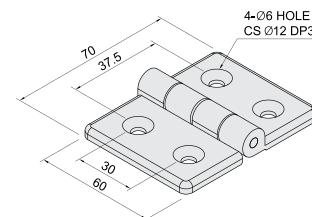
- Door 조립시 사용하는 부품
- Component for door

APPLICATION

- 재질 (Material) : 아연다이캐스팅 (Zn Diecasting)
- 표면처리 (Treatments) : 무광 CR도금 (Matt Cr)



AP-H-3035



AP-H-4035

Clean Hinge

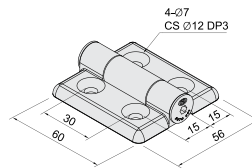
클린힌지

FEATURES

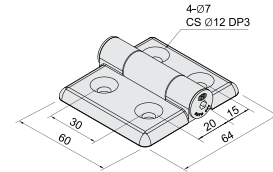
- Peek Ball 사용으로 마찰력이 적고 자기 윤활성이 뛰어나며 열 전도성이 낮아 분진발생이 없음
- No dust by peek ball, providing low heat conductivity, excellent self-lubrication, and less frictional force

APPLICATION

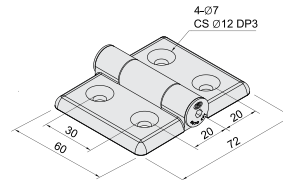
- 재질 (Material) : 아연다이캐스팅 (Zn Diecasting)
- 표면처리 (Treatments) : 무광 CR도금 (Matt Cr)



AP-H3030



AP-H3040



AP-H4040

Zn DieCasting Hinge (No dust type hinge)

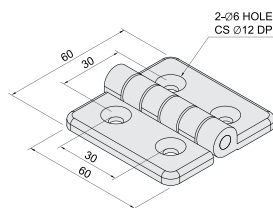
분진방지형 힌지

FEATURES

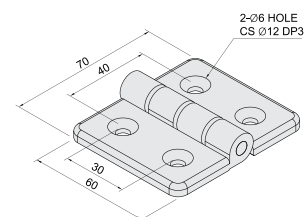
- 아세탈을 이용하여 분진발생이 없음
- No dust by using acetal

APPLICATION

- 재질 (Material) : 아연다이캐스팅 (Zn Diecasting)
- 표면처리 (Treatments) : 무광 CR도금 (Matt Cr)



AP-NH-6060



AP-NH-6070

Zn Die Casting Hinge (45 Series)

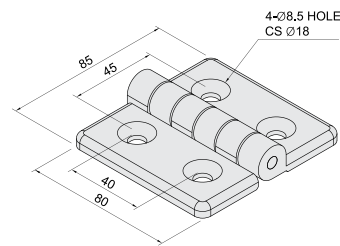
아연 다이캐스팅 힌지 (45용)

FEATURES

- Door 조립시 사용하는 부품
- Component for door

APPLICATION

- 재질 (Material) : 아연다이캐스팅 (Zn Diecasting)
- 표면처리 (Treatments) : 무광 CR도금 (Matt Cr), 블랙도장 (Black)



AP-H-8085

Zn Die Casting Double Hinge

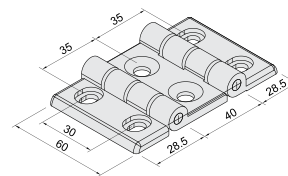
아연 다이캐스팅 더블힌지

FEATURES

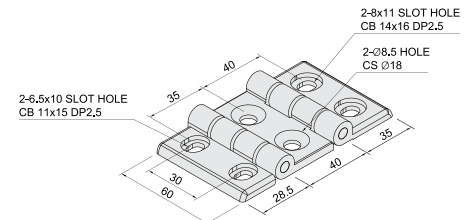
- 이중 Door 조립시 사용하는 부품
- Component for double door

APPLICATION

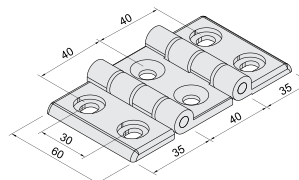
- 재질 (Material) : 아연다이캐스팅 (Zn Diecasting)
- 표면처리 (Treatments) : 실버도장 (Silver)



AP-DH-304030



AP-DH-304040



AP-DH-404040

FOOT BASE

AL Diecasting Foot Base

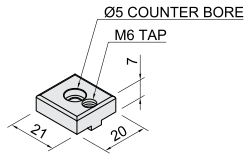
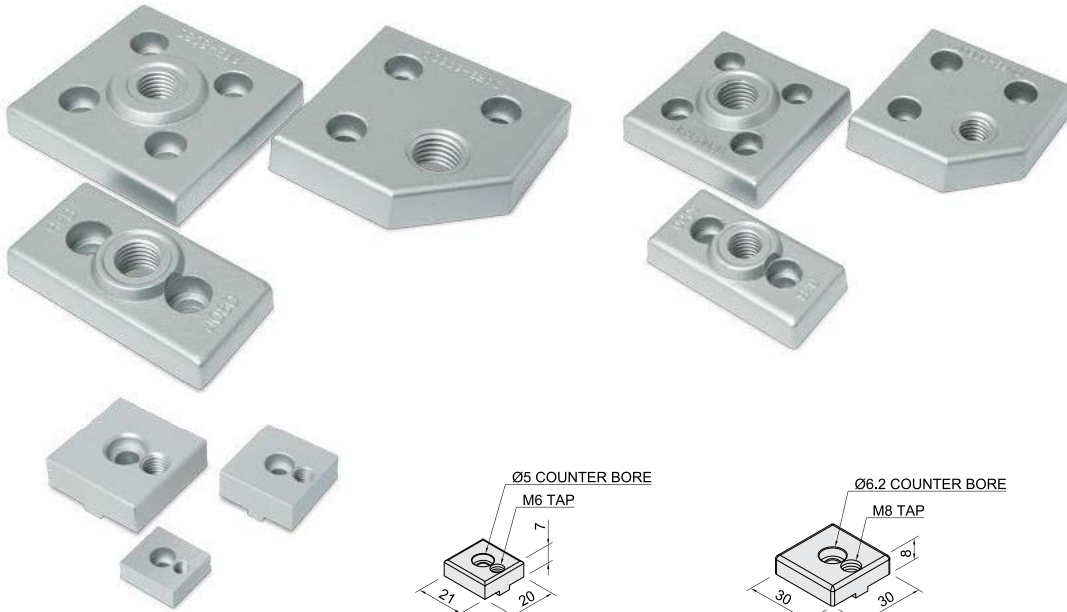
알루미늄 다이캐스팅 풋베이스

FEATURES

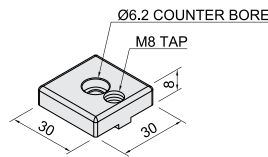
- 프로파일에 LEVELLING FOOT이 취부 될 수 있도록 설계된 제품
- Excellent design for Aluminum profiles to be easily attached to LEVELLING FOOT

APPLICATION

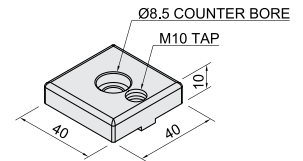
- 재질 (Material) : Aluminum Diecasting
- 표면처리 (Treatments) : 액체도장 (Liquid Coating)



AP-AFB-2020



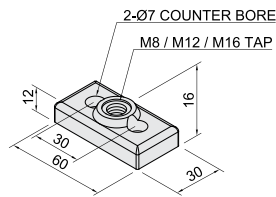
AP-AFB-3030



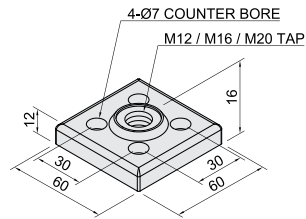
AP-AFB-4040



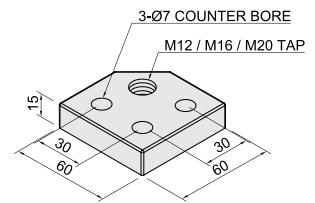
AP-AFB-2020, 3030, 4040 조립예시
(Directions for use)



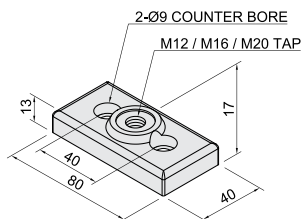
AP-AFB-3060



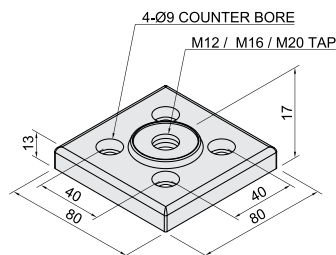
AP-AFB-6060



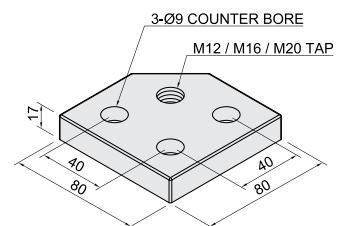
AP-AFB-6060C



AP-AFB-4080



AP-AFB-8080



AP-AFB-8080C

Steel Foot Base

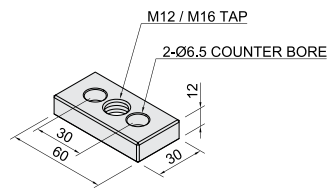
스틸 풋베이스

FEATURES

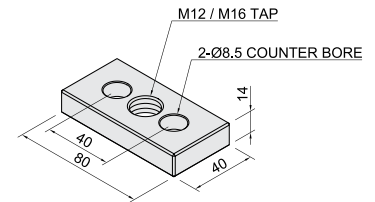
- 프로파일에 LEVELLING FOOT이 취부 될 수 있도록 설계된 제품
- Excellent design for Aluminum profiles to be easily attached to LEVELLING FOOT

APPLICATION

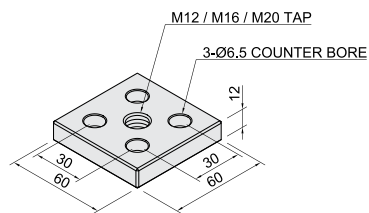
- 재질 (Material) : Steel
- 표면처리 (Treatments) : 아연도금 (Zn)



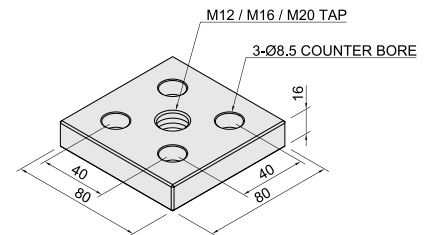
AP-SFB-3060



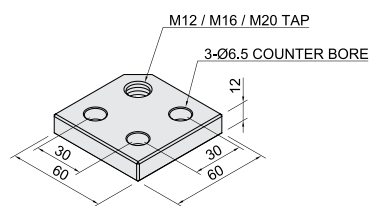
AP-SFB-4080



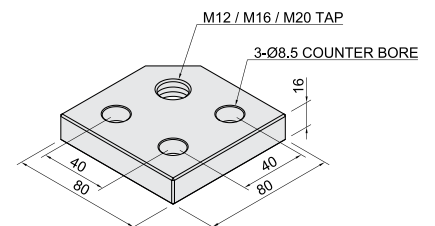
AP-SFB-6060



AP-SFB-8080



AP-SFB-6060C



AP-SFB-8080C

END CAP

AL End Cap


알루미늄 엔드 캡

FEATURES

- 프로파일 조립후 프레임 절단면 끝단에 마감재로 사용하는 부품
- Aluminum Profile frame finishing component

APPLICATION

- 재질 (Material) : Aluminum Diecasting
- 표면처리 (Treatments) : 실버도장 (Silver), 블랙도장 (Black)



MODEL	두께	APPLIED FRAME
AP-AEC-1530	5T	1530 Frame
AP-AEC-2035	3T	2035 Frame
AP-AEC-2035	5T	2035 Frame
AP-AEC-2020	5T	2020 Frame
AP-AEC-2040	5T	2040 Frame
AP-AEC-3030	5T	3030 Frame
AP-AEC-3060	5T	3060 Frame
AP-AEC-6060	5T	6060 Frame
AP-AEC-4040	5T	4040 Frame
AP-AEC-4080	5T	4080 Frame
AP-AEC-8080	5T	8080 Frame
AP-AEC-4545	5T	4545 Frame
AP-AEC-5050	5T	5050 Frame

Plastic End Cap

플라스틱 엔드 캡

FEATURES

- 프로파일 조립후 프레임 절단면 끝단에 마감재로 사용하는 부품
- Aluminum Profile frame finishing component

APPLICATION

- 재질 (Material) : Glass Nylon
- 색상 (Color) : Black (B), Gray (G)



MODEL	두께	비고	APPLIED FRAME
AP-PEC-1530	5T	대영 · 미래 공용	1530 Frame
AP-PEC-2020	5T	대영 · 미래 공용	2020 Frame
AP-PEC-2035	5T	대영 · 미래 공용	2035 Frame
AP-PEC-2040	5T	대영 · 미래 공용	2040 Frame
AP-PEC-3030 D/M	5T	대영 · 미래 선택	3030 Frame
AP-PEC-3060 D/M	5T	대영 · 미래 선택	3060 Frame
AP-PEC-3090 D/M	5T	대영 · 미래 선택	3090 Frame
AP-PEC-30120 D/M	5T	대영 · 미래 선택	30120 Frame
AP-PEC-6060 D/M	5T	대영 · 미래 선택	6060 Frame
AP-PEC-6090 D/M	5T	대영 · 미래 선택	6090 Frame
AP-PEC-9090 D/M	5T	대영 · 미래 선택	9090 Frame
AP-PEC-4040 D/M	5T	대영 · 미래 선택	4040 Frame
AP-PEC-4080 D/M	5T	대영 · 미래 선택	4080 Frame
AP-PEC-40120 D/M	5T	대영 · 미래 선택	40120 Frame
AP-PEC-40160 D/M	5T	대영 · 미래 선택	40160 Frame
AP-PEC-8080 D/M	5T	대영 · 미래 선택	8080 Frame
AP-PEC-3535 D/M	5T	대영 · 미래 선택	3535 Frame
AP-PEC-3570 D/M	5T	대영 · 미래 선택	3570 Frame
AP-PEC-4545 D/M	5T	대영 · 미래 선택	4545 Frame
AP-PEC-4560 D/M	5T	대영 · 미래 선택	4560 Frame
AP-PEC-4590 D/M	5T	대영 · 미래 선택	4590 Frame
AP-PEC-5050 D/M	5T	대영 · 미래 선택	5050 Frame
AP-PEC-3030R D/M	5T	R Type 대영 · 미래 선택	3030R Frame
AP-PEC-4040R D/M	5T	R Type 대영 · 미래 선택	4040R Frame

- 공영 제품외에는 주문시 대영(D), 미래(M) 표기 바랍니다.

HANDLE

Plastic Handle

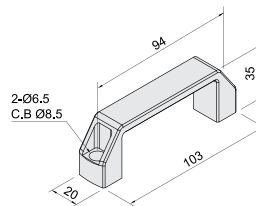
플라스틱 핸들

FEATURES

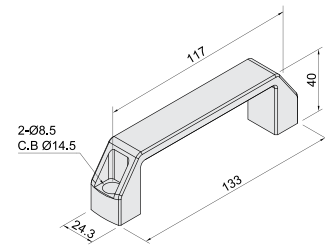
- Door or Cover 손잡이로 사용하는 부품
- Used as door or cover handle

APPLICATION

- 재질 (Material) : 플라스틱 (Plastic)
- 칼라 (Color) : Black (B)



AP-PH-94



AP-PH-117

Aluminum / Stainless Handle

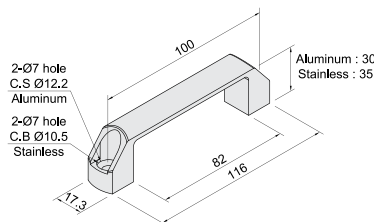
알루미늄 / 스테인레스 핸들

FEATURES

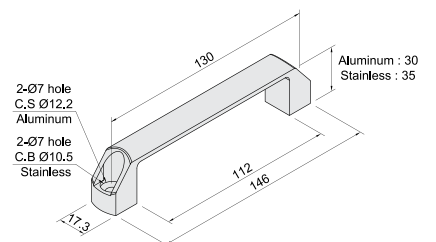
- Door or Cover 손잡이로 사용하는 부품
- Used as door or cover handle

APPLICATION

- 재질 (Material) : Aluminum Diecasting, Stainless (SUS304)
- 표면처리 (Treatments) : AL-실버도장(Silver), 블랙도장 (Black) SUS-바렐연마 (Vibratory Barrel)



AP-ALH-100 (ALUMINUM)
AP-STH-100 (STAINLESS)



AP-ALH-130 (ALUMINUM)
AP-STH-130 (STAINLESS)

HANDLE / MAGNETIC CATCH

Embedded Handle

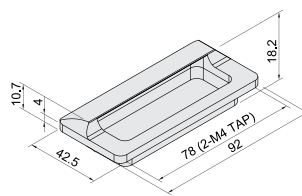
매립형 핸들

FEATURES

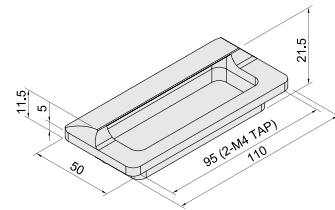
- Door or Cover 손잡이로 사용하는 부품
- Used as door or cover handle

APPLICATION

- 재질 (Material) : 아연다이캐스팅 (Zn Diecasting)
- 표면처리 (Treatments) : 무광 CR도금 (Matt Cr), 블랙도장 (Black)



AP-EH-200



AP-EH-250

Plastic Magnetic Catch

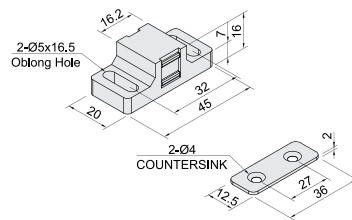
플라스틱 자석

FEATURES

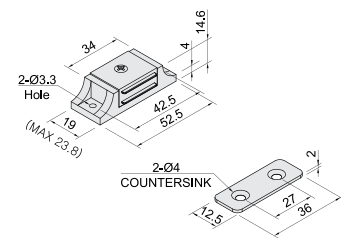
- Door 고정용으로 사용하는 부품
- Component for lock the door securely

APPLICATION

- 재질 (Material) : 나일론 (Nylon)
- 색상 (Color) : AP-PM-45 (Black), AP-PM-53 (White)



AP-PM-45



AP-PM-53

- 장공 홀에 의해 조립시 간격조정이 용이함
- Easy adjust spacing due to long hole

- 볼트 부분을 조절하여 이동이 가능 (Max 23.8)
- Easy adjust spacing due to a bolt section (Max.23.8)

MAGNETIC CATCH

Stainless Magnetic Catch

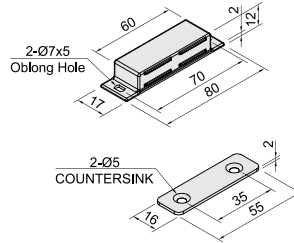
스테인레스 자석

FEATURES

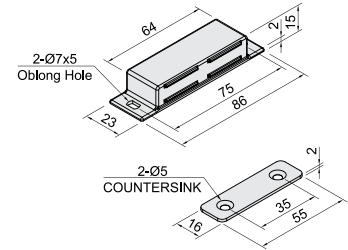
- Door 고정용으로 사용하는 부품
- Component for lock the door securely

APPLICATION

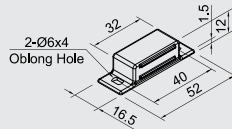
- 재질 (Material) : Stainless
- 표면처리 (Treatments) : 바렐연마 (Vibratory Barrel)



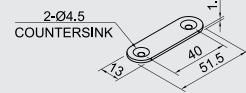
AP-STM-70



AP-STM-75



AP-STM-40



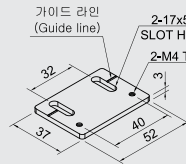
스테인레스 자석 조립용 브라켓 Bracket for stainless magnetic catch

- AP-STM-40 제품과 조립되어 알루미늄 프로파일에 장착되는 제품
- 가이드라인과, 가이드 돌출부에 의해 조립성 향상
- Assembled with AP-STM-40 for Aluminum Profile
- Guide line, extrude part for Assembly

- 재질 (Material) : Steel
- 표면처리 (Treatments) : 니켈도금 (Ni)

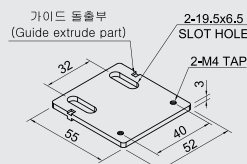


AP-STMB SERIES



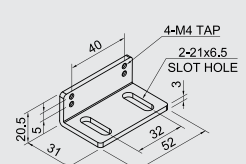
AP-STMB-3060

AL PROFILE 30×60 : FRAME
AL PROFILE 15×30, 20×35 :
DOOR에 적합 (FIT)



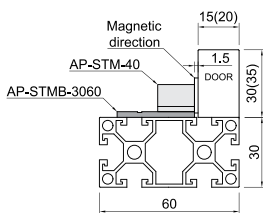
AP-STMB-4080

AL PROFILE 40×80 : FRAME
AL PROFILE 15×30, 20×35 :
DOOR에 적합 (FIT)

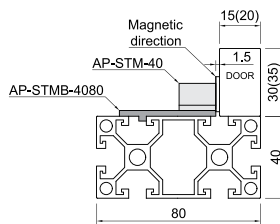


AP-STMB-4040

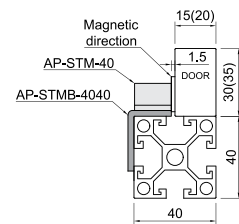
AL PROFILE 30×60 : FRAME
AL PROFILE 15×30, 20×35 :
DOOR에 적합 (FIT)



AP-STMB-3060 장착예시
AP-STMB-3060 Directions for use



AP-STMB-4080 장착예시
AP-STMB-4080 Directions for use



AP-STMB-4040 장착예시
AP-STMB-4040 Directions for use

Semiconductor Magnetic Catch

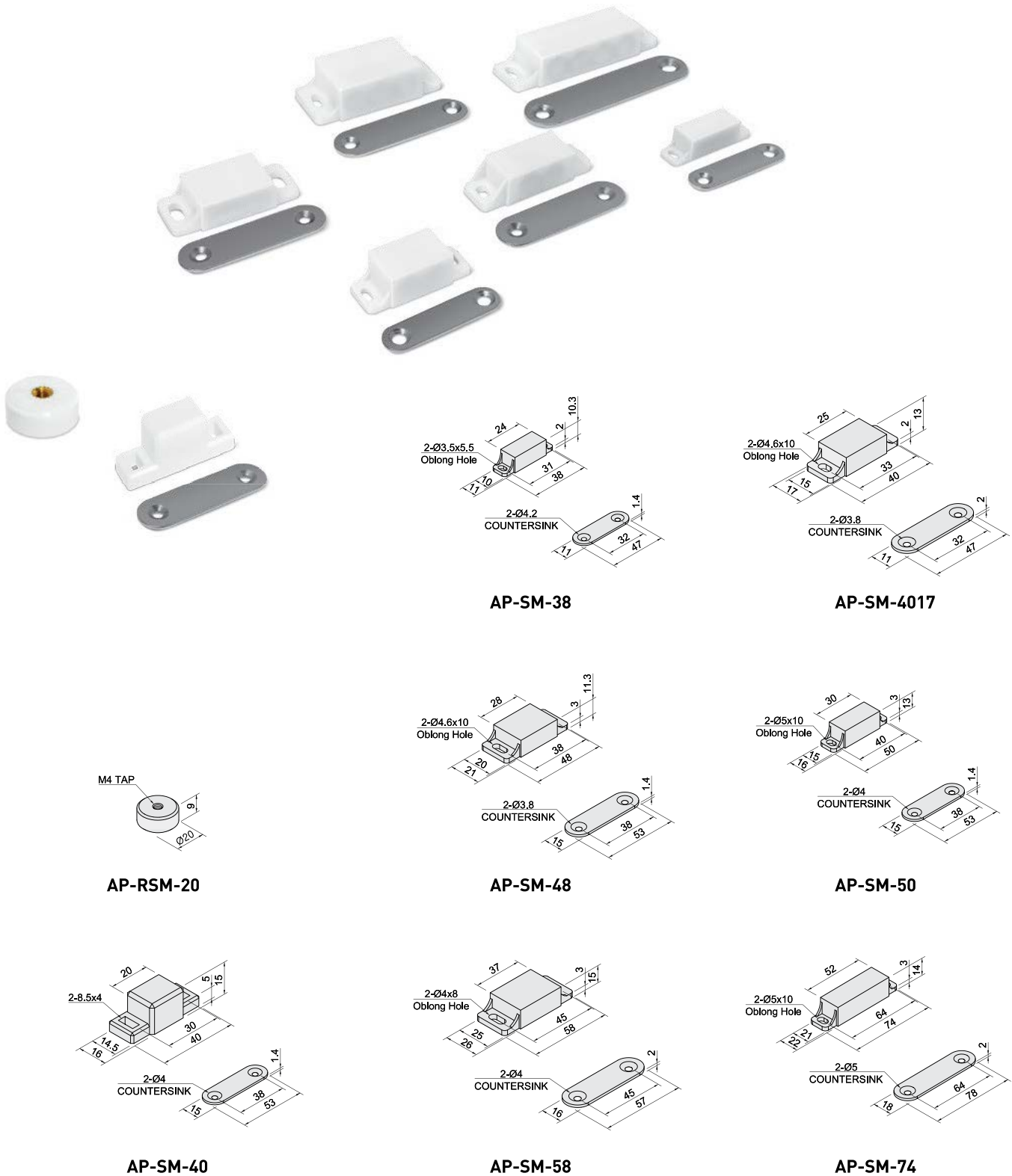
반도체 자석

FEATURES

- Door 고정용으로 사용하는 부품
- 아세탈을 이용하여 분진발생이 없음
- Component for lock the door securely
- No dust by using acetal

APPLICATION

- 재질 (Material) : 아세탈 (Acetal)
- 색상 (Color) : White



Magnetic Catch Bracket for Aluminum Profile Magnetic Plate


알루미늄 프로파일용
자석 브라켓
마그네틱 플레이트

FEATURES

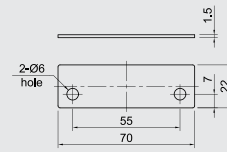
- Door 고정용으로 사용하는 부품
- Component for lock the door securely

APPLICATION

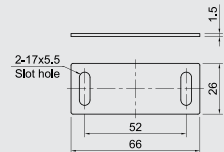
- 재질 (Material) : Plastic (ABS)
- 색상 (Color) : Gray (G)



마그네틱 플레이트 PLATE FOR MAGNETIC

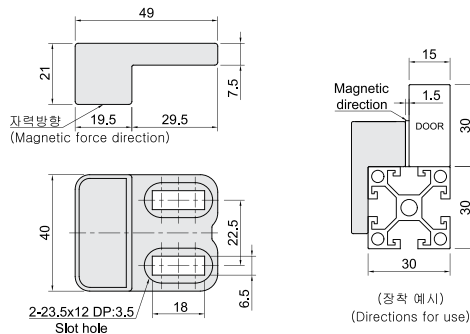


AP-MP-70



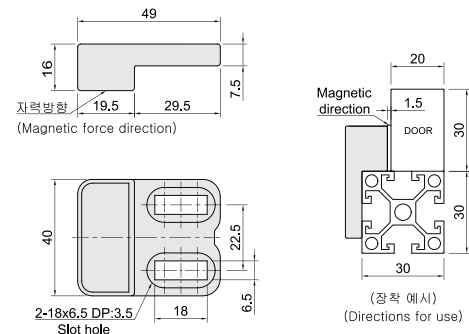
AP-MP-66

- 재질 (Material) : SUS430
- 표면처리 (Treatments) : 바렐연마 (Vibratory Barrel)



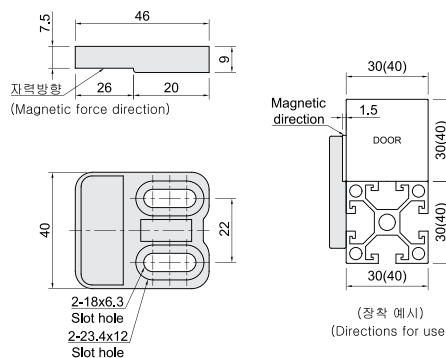
AP-MCB-3030-15

- AL PROFILE 30×30 : FRAME
- AL PROFILE 15×30 : DOOR에 적합 (Fit)



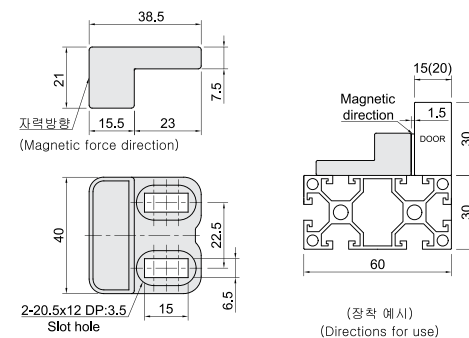
AP-MCB-3030-20

- AL PROFILE 30×30 : FRAME
- AL PROFILE 20×30 : DOOR에 적합 (Fit)



AP-MCB-3040

- AL PROFILE 30×30 : FRAME
- AL PROFILE 30×30 : DOOR에 적합 (Fit)
- AL PROFILE 40×40 : FRAME
- AL PROFILE 40×40 : DOOR에 적합 (Fit)
- DOOR와 FRAME 1 : 1



AP-MCB-3060

- AL PROFILE 30×60 : FRAME
- AL PROFILE 15×30, 20×30 : DOOR에 적합 (Fit)

Magnetic Catch Bracket for Aluminum Profile

알루미늄 프로파일용
자석 브라켓

FEATURES

- Door 고정용으로 사용하는 부품
- Component for lock the door securely

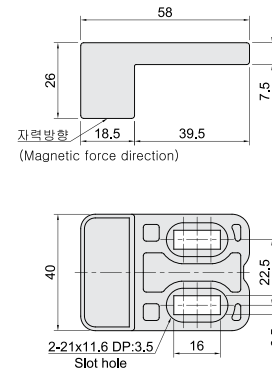
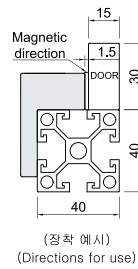
APPLICATION

- 재질 (Material) : Plastic (ABS)
- 색상 (Color) : Gray (G)



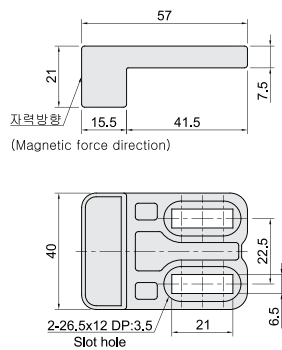
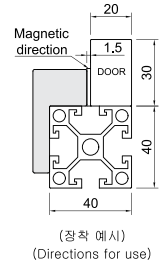
AP-MCB-4040-15

- AL PROFILE 40×40 : FRAME
- AL PROFILE 15×30 : DOOR에 적합 (Fit)



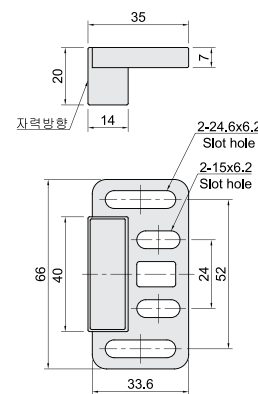
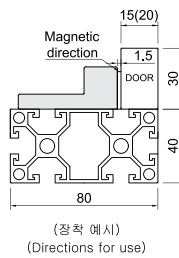
AP-MCB-4040-20

- AL PROFILE 40×40 : FRAME
- AL PROFILE 20×30 : DOOR에 적합 (Fit)



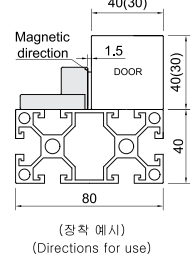
AP-MCB-4080

- AL PROFILE 40×80 : FRAME
- AL PROFILE 15×30, 20×30 : DOOR에 적합 (Fit)

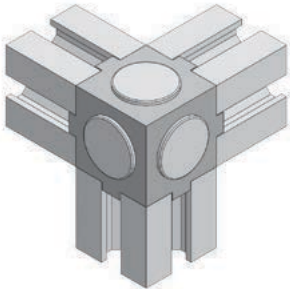

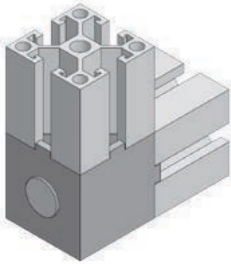
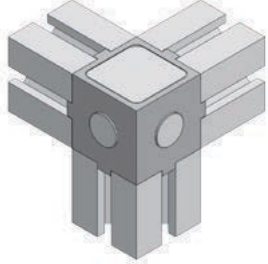
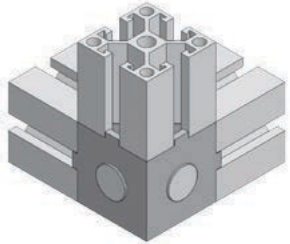
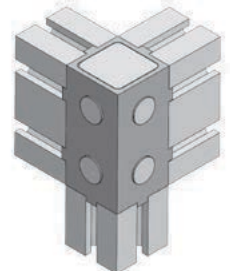
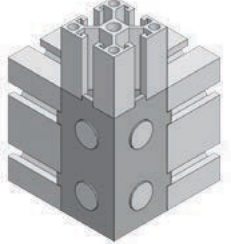

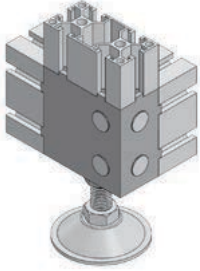
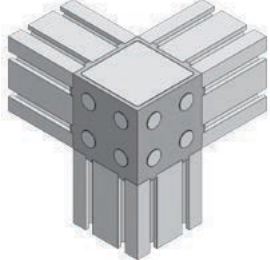
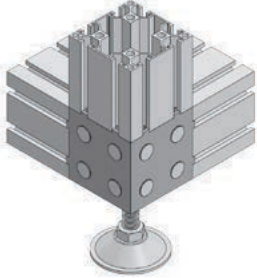


AP-MCB-4080-40

- AL PROFILE 40×80 : FRAME
- AL PROFILE 30×30, 40×40 : DOOR에 적합 (Fit)




CORNER BLOCK SERIES

 <p>AP-CB-2020</p>	 <p>AP-CB-3030-2U AP-CB-4040-2U</p>	 <p>AP-CB-3030-2L AP-CB-4040-2L</p>	 <p>AP-CB-3030-3U AP-CB-4040-3U</p>
 <p>AP-CB-3030-3L AP-CB-4040-3L</p>	 <p>AP-CB-3060-3U AP-CB-4080-3U</p>	 <p>AP-CB-3060-3L AP-CB-4080-3L</p>	 <p>AP-CB-6030-3U AP-CB-8040-3U</p>
 <p>AP-CB-6030-3L AP-CB-8040-3L</p>	 <p>AP-CB-6060-3U AP-CB-8080-3U</p>	 <p>AP-CB-6060-3L AP-CB-8080-3L</p>	


앤드캡 END CAP

- 재질 (Material) : 플라스틱 (Plastic)
- 색상 (Color) : 백색 (White)



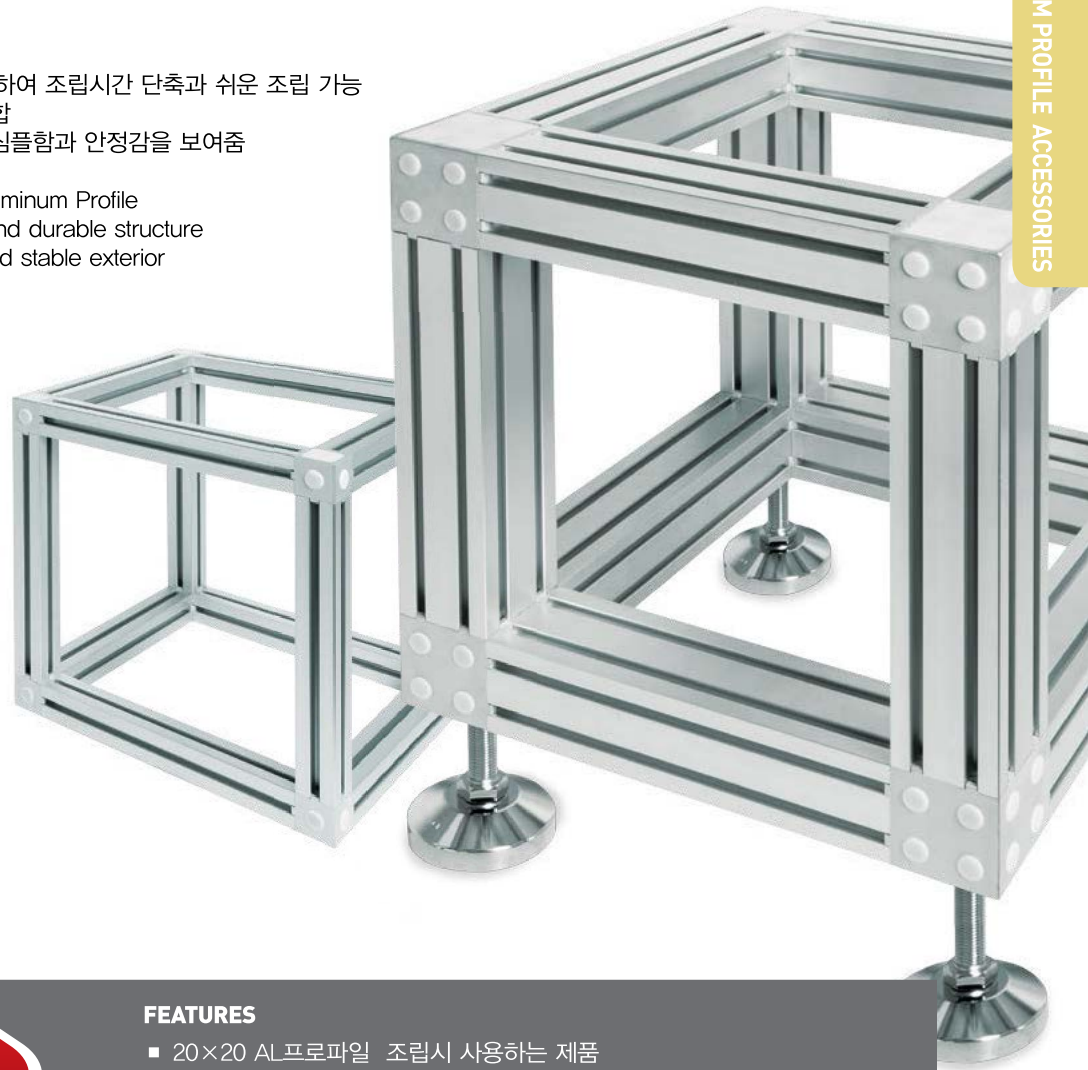
홀캡 HOLE CAP

- 재질 (Material) : 플라스틱 (Plastic)
- 색상 (Color) : 백색 (White)



CORNER BLOCK

- AL프로파일에 HOLE 가공없이 조립이 가능하여 조립시간 단축과 쉬운 조립 가능
- 진동 및 튼튼한 구조를 요하는 프레임에 적합
- 프레임 설계에 대한 부담이 적으며 미관상 심플함과 안정감을 보여줌
- Quick installation without drill a hole to Aluminum Profile
- Suitable to frame that required vibration and durable structure
- Less pressure to frame design. Simple and stable exterior



Corner Block 2020

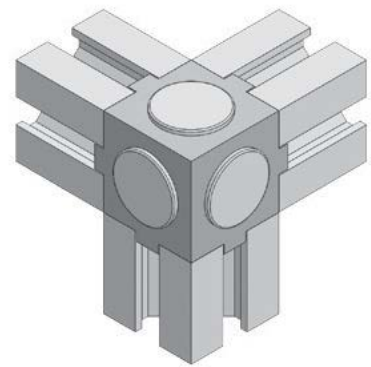
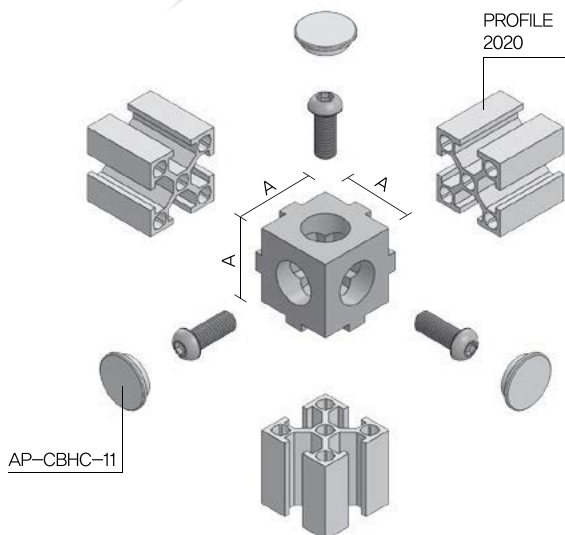
코너블록 2020

FEATURES

- 20×20 AL프로파일 조립시 사용하는 제품
- For Aluminum Profile 20 x 20

APPLICATION

- 재질 (Material) : 알루미늄 (Aluminum)
- 표면처리 (Treatment) : 아노다이징 (Anodizing)



MODEL	A	PART
AP-CB-2020	20	M5×15
		AP-CBHC-11

Corner Block 3030, 4040-2U (Upper)

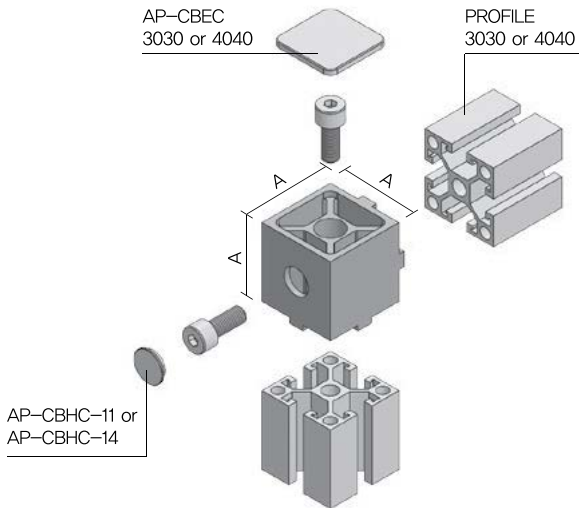
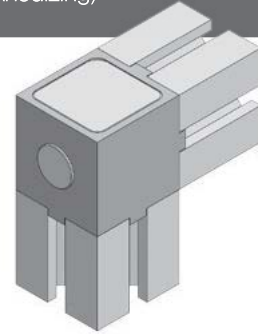
코너블록 3030, 4040-2U (상)

FEATURES

- 30×30 또는 40×40 AL 프로파일 조립시 상측에 사용하는 제품
- For Aluminum Profile 30×30 or 40×40 in the upper side

APPLICATION

- 재질 (Material) : 알루미늄 (Aluminum)
- 표면처리 (Treatment) : 아노다이징 (Anodizing)



MODEL	A	PART
AP-CB-3030-2U 상부 (Upper)	30	M6×20
		AP-CBEC-3030
		AP-CBHC-11
AP-CB-4040-2U 상부 (Upper)	40	M8×20
		AP-CBEC-4040
		AP-CBHC-14

Corner Block 3030, 4040-2L (Lower)

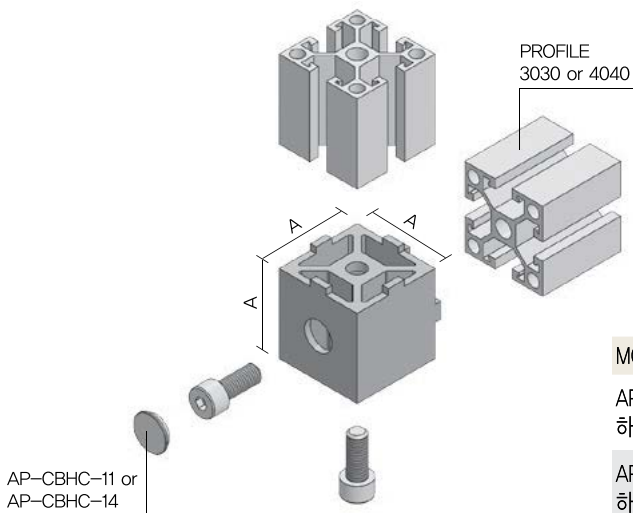
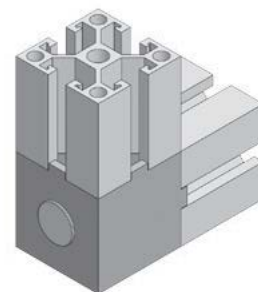
코너블록 3030, 4040-2L (하)

FEATURES

- 30×30 또는 40×40 AL 프로파일 조립시 하측에 사용하는 제품
- For Aluminum Profile 30×30 or 40×40 in the lower side

APPLICATION

- 재질 (Material) : 알루미늄 (Aluminum)
- 표면처리 (Treatment) : 아노다이징 (Anodizing)



MODEL	A	PART
AP-CB-3030-2L 하부 (Lower)	30	M6×20
		AP-CBHC-11
		M8×20
AP-CB-4040-2L 하부 (Lower)	40	AP-CBHC-14

Corner Block 3030, 4040-3U (Upper)

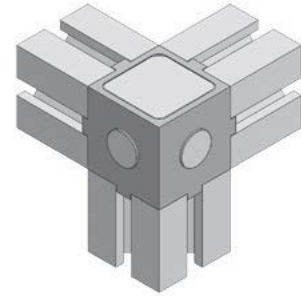
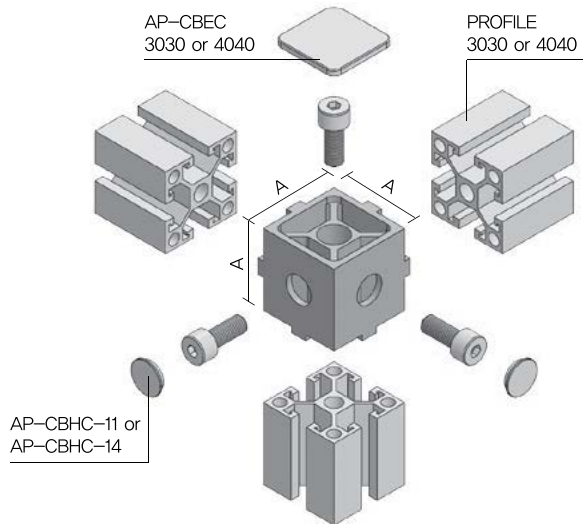
코너블록 3030, 4040-3U (상)

FEATURES

- 30×30 또는 40×40 AL 프로파일 조립시 상측에 사용하는 제품
- For Aluminum Profile 30×30 or 40×40 in the upper side

APPLICATION

- 재질 (Material) : 알루미늄 (Aluminum)
- 표면처리 (Treatment) : 아노다이징 (Anodizing)



MODEL	A	PART
AP-C B-3030-3U 상부 (Upper)	30	M6×20
		AP-CBEC-3030
		AP-CBHC-11
AP-CB-4040-3U 상부 (Upper)	40	M8×20
		AP-CBEC-4040
		AP-CBHC-14

Corner Block 3030, 4040-3L (Lower)

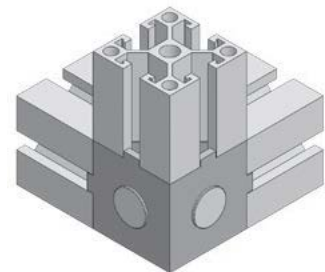
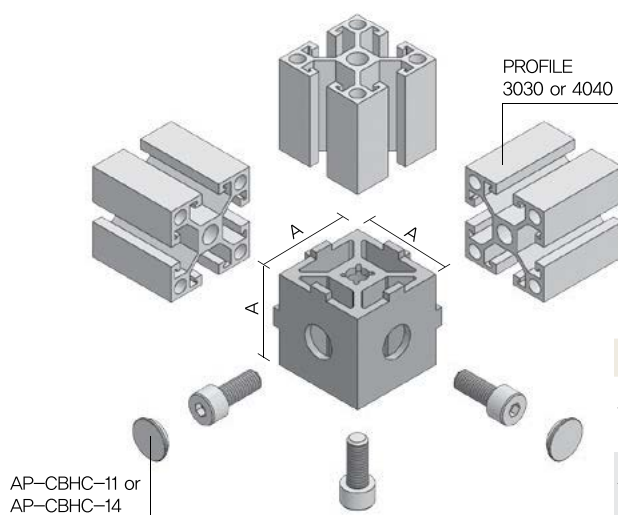
코너블록 3030, 4040-3L (하)

FEATURES

- 30×30 또는 40×40 AL 프로파일 조립시 하측에 사용하는 제품
- For Aluminum Profile 30×30 or 40×40 in the lower side

APPLICATION

- 재질 (Material) : 알루미늄 (Aluminum)
- 표면처리 (Treatment) : 아노다이징 (Anodizing)



MODEL	A	PART
AP-CB-3030-3L 하부 (Lower)	30	M6×20
		AP-CBHC-11
AP-CB-4040-3L 하부 (Lower)	40	M8×20
		AP-CBHC-14

Corner Block 3060, 4080-3U (Upper)

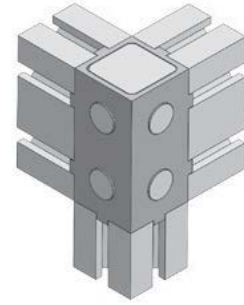
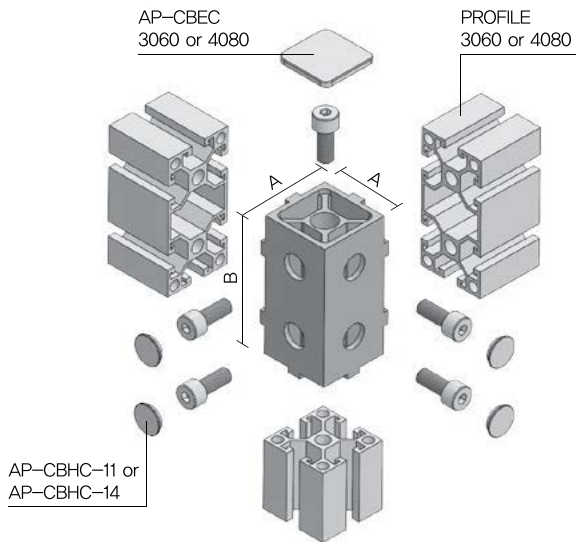
코너블록 3060, 4080-3U (상)

FEATURES

- 30×60 또는 40×80 AL 프로파일 조립시 상측에 사용하는 제품
- For Aluminum Profile 30×60 or 40×80 in the upper side

APPLICATION

- 재질 (Material) : 알루미늄 (Aluminum)
- 표면처리 (Treatment) : 아노다이징 (Anodizing)



MODEL	A	B	PART
AP-CB-3060-3U 상부 (Upper)	30	60	M6×20
			AP-CBEC-3030
			AP-CBHC-11
AP-CB-4080-3U 상부 (Upper)	40	80	M8×20
			AP-CBEC-3030
			AP-CBHC-14

Corner Block 3060, 4080-3L (Lower)

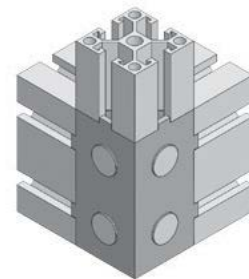
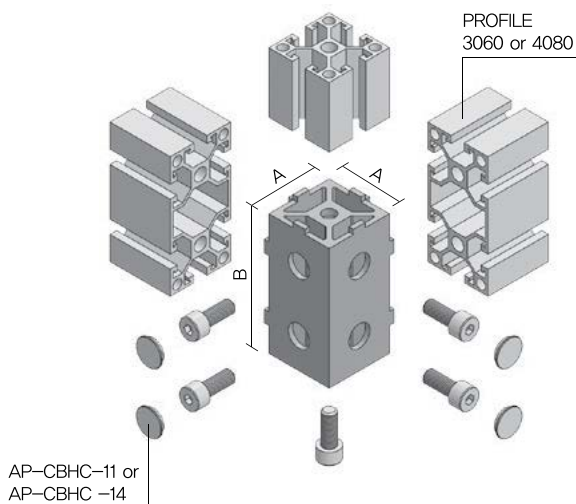
코너블록 3060, 4080-3L (하)

FEATURES

- 30×60 또는 40×80 AL 프로파일 조립시 하측에 사용하는 제품
- For Aluminum Profile 30×60 or 40×80 in the lower side

APPLICATION

- 재질 (Material) : 알루미늄 (Aluminum)
- 표면처리 (Treatment) : 아노다이징 (Anodizing)



MODEL	A	B	PART
AP-CB-3060-3L 하부 (Lower)	30	60	M6×20
			AP-CBHC-11
AP-CB-4080-3L 하부 (Lower)	40	80	M8×20
			AP-CBHC-14

Corner Block 6030, 8040-3U (Upper)

코너블록 6030, 8040-3U (상)

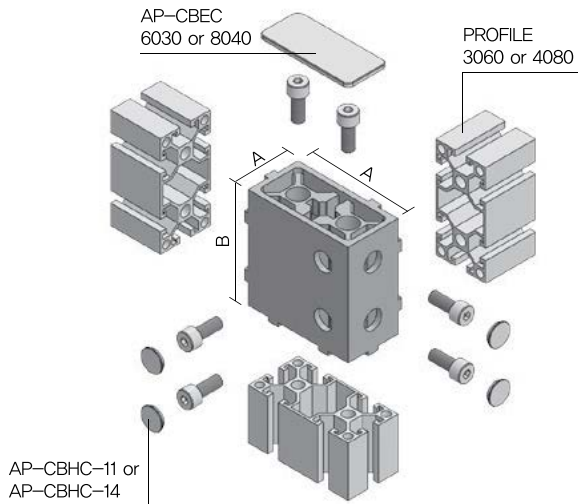
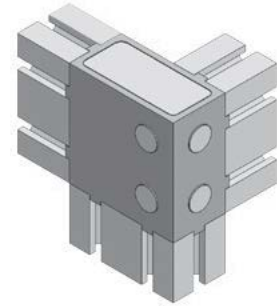
FEATURES

- 30×60 또는 40×80 AL 프로파일 조립시 상측에 사용하는 제품
- For Aluminum Profile 30×60 or 40×80 in the upper side

APPLICATION

- 재질 (Material) : 알루미늄 (Aluminum)
- 표면처리 (Treatment) : 아노다이징 (Anodizing)

- 주문시 좌우방향 확인 및 기재 바랍니다.
- 본 제품은 좌측방향
- Please kindly let us know your using side
- This product is for right side



MODEL	A	B	PART
AP-CB-6030-3U 상부 (Upper)	30	60	M6×20
			AP-CBEC-6030
			AP-CBHC-11
AP-CB-8040-3U 상부 (Upper)	40	80	M8×20
			AP-CBEC-8040
			AP-CBHC-14

Corner Block 6030, 8040-3L (Lower)

코너블록 6030, 8040-3L (하)

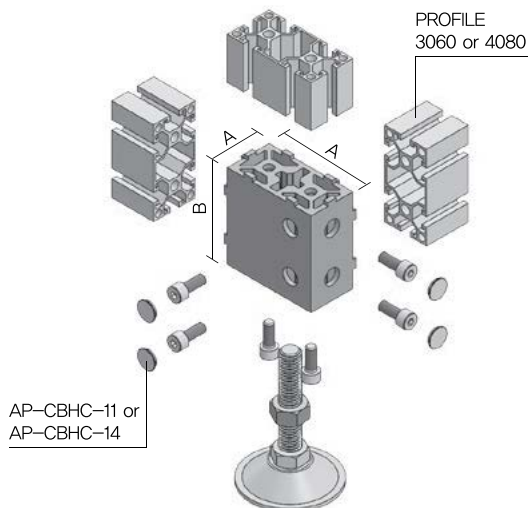
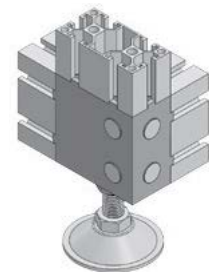
FEATURES

- 30×60 또는 40×80 AL 프로파일 조립시 하측에 사용하는 제품
- 레벨링풋 장착가능
- For Aluminum Profile 30×60 or 40×80 in the lower side
- Can be mounted levelling foot

APPLICATION

- 재질 (Material) : 알루미늄 (Aluminum)
- 표면처리 (Treatment) : 아노다이징 (Anodizing)

- 주문시 좌우방향 확인 및 기재 바랍니다.
- 본 제품은 좌측방향
- Please kindly let us know your using side
- This product is for right side



MODEL	A	B	PART
AP-CB-6030-3L 하부 (Lower)	30	60	M6×20
			조절좌 M16
			AP-CBHC-11
AP-CB-8040-3L 하부 (Lower)	40	80	M8×20
			조절좌 M16
			AP-CBHC-14

Corner Block 6060, 8080-3U (Upper)


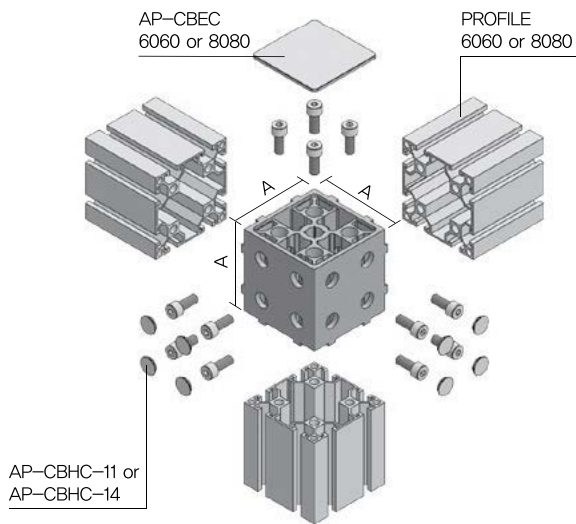
코너블록 6060, 8080-3U (상)

FEATURES

- 60×60 또는 80×80 AL 프로파일 조립시 상측에 사용하는 제품
- For Aluminum Profile 60×60 or 80×80 in the upper side

APPLICATION

- 재질 (Material) : 알루미늄 (Aluminum)
- 표면처리 (Treatment) : 아노다이징 (Anodizing)



MODEL	A	PART
AP-CB-6060-3U 상부 (Upper)	30	M6×20
		AP-CBEC-6060
		AP-CBHC-11
AP-CB-8080-3U 상부 (Upper)	40	M8×20
		AP-CBEC-8080
		AP-CBHC-14

Corner Block 6060, 8080-3L (Lower)

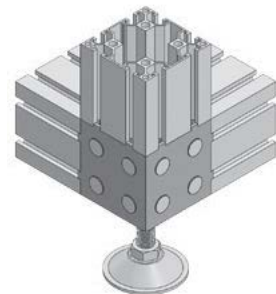
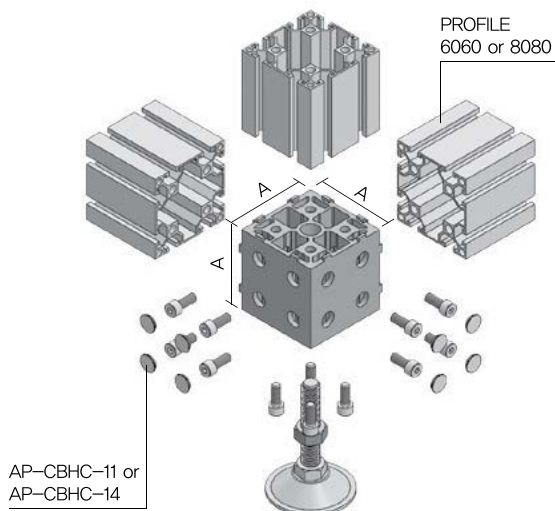
코너블록 6060, 8080-3L (하)

FEATURES


- 60×60 또는 80×80 AL 프로파일 조립시 하측에 사용하는 제품
- 레벨링풋 장착가능
- For Aluminum Profile 60×60 or 80×80 in the lower side
- Can be mounted levelling foot

APPLICATION

- 재질 (Material) : 알루미늄 (Aluminum)
- 표면처리 (Treatment) : 아노다이징 (Anodizing)



MODEL	A	PART
AP-CB-6060-3L 하부 (Lower)	60	M6×20
		조절좌 M16
		AP-CBHC-11
AP-CB-8080-3L 하부 (Lower)	80	M8×20
		조절좌 M16
		AP-CBHC-14



COVER

Aluminum Profile Home Cover

알루미늄 프로파일 홈커버


FEATURES

- 알루미늄 프로파일에 접속하는 이물질 유입방지용 커버
- Aluminum Profile sealing strip that protect from debris

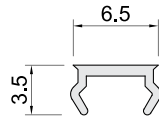
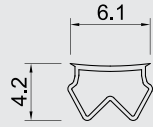
APPLICATION

- 재질 (Material) : PE
- 색상 (Color) : 투명 (Transparent), 검정 (Black)

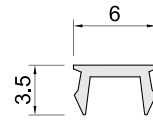
공용 홈커버
모든 FRAME 조립가능



20 FRAME

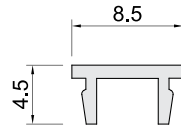
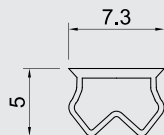


남선, 경남

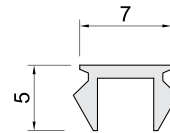


대영, 미래

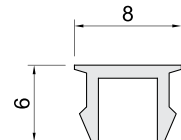
30 FRAME



남선

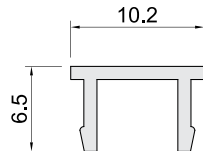
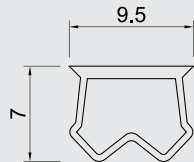


경남

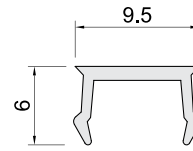


대영, 미래

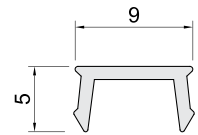
40 FRAME



남선



경남



대영, 미래

DIMENSION

MODEL	AL-PROFILE CLASS	ONLY FOR	LENGTH
AP-HC-20	20 Series	공용	1EA = 3,000mm
AP-HC-20DM		대영, 미래	
AP-HC-2035	2035 Series	공용	
AP-HC-30	30 Series	공용	
AP-HC-30DM		대영, 미래	
AP-HC-30KN		경남	
AP-HC-30NS	남선		
AP-HC-308	30-8 Series	공용 (8mm)	
AP-HC-40	40 Series	공용	
AP-HC-40DM		대영, 미래	
AP-HC-40KN		경남	
AP-HC-40NS		남선	

※ 40 Series 4,500mm, 6,000mm, 7,200mm 주문생산가능

※ Customized order Available for 40 frame. ex) 4,500mm, 6,000mm, 7,200mm, 6,000mm,

Acrylic Fixing Gasket

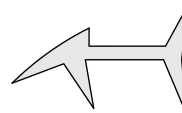

아크릴고정용 가스켓

FEATURES

- 알루미늄 프로파일에 접속하는 아크릴고정용 가스켓
- Acrylic fixing gasket for Aluminum Profile

APPLICATION

- 재질 (Material) : EVA
- 색상 (Color) : 투명 (Transparent), 회색 (Gray)



AP-AFG-303 / 304 / 305
AP-AFG-403 / 404 / 405

DIMENSION

MODEL	AL-PROFILE CLASS	FOR	LENGTH (투명)	LENGTH (회색)
AP-AFG-303	30 Series	3T	300m	200m
AP-AFG-304		4T		300m
AP-AFG-305		5T		300m
AP-AFG-403	40 Series	3T	100m	100m
AP-AFG-404		4T	200m	
AP-AFG-405		5T	200m	

Acrylic Fixing Home Cover

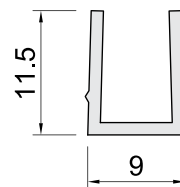
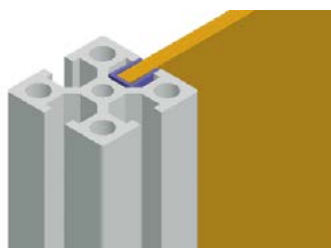
아크릴고정용 홈커버

FEATURES


- 알루미늄 프로파일에 접속하는 아크릴고정용 홈커버
- Acrylic fixing slot sealer for Aluminum Profile

APPLICATION

- 재질 (Material) : PE
- 색상 (Color) : 흰색 (White), 검정 (Black)



AP-AHC-40



DIMENSION

MODEL	AL-PROFILE CLASS	FOR	LENGTH
AP-AHC-40	40 Series	5T Acrylic	1EA = 2,000mm

Acrylic Cover (Second Floor)

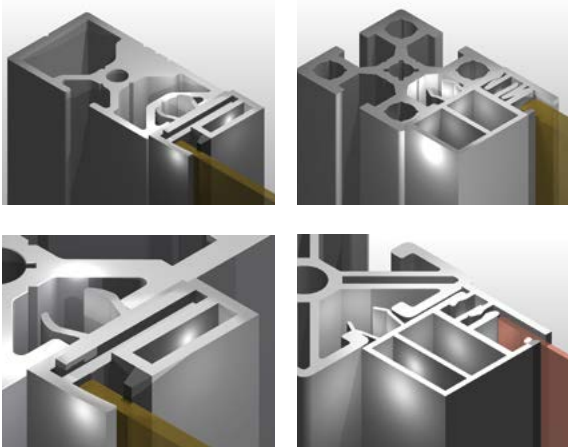
아크릴 커버 (2단)

FEATURES

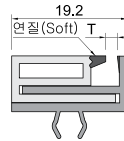
- 알루미늄 프로파일에 접속하는 아크릴 고정용 2단 커버
- Acrylic fixing second floor type cover for Aluminum Profile

APPLICATION

- 재질 (Material) : PVC
- 색상 (Color) : 회색 (Gray)

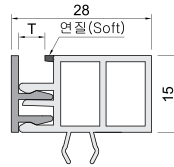


20 FRAME

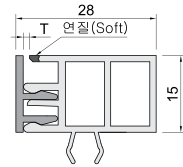


20Frame 아크릴고정용

30 FRAME

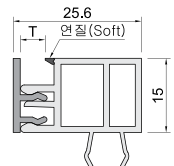


30Frame 아크릴고정용

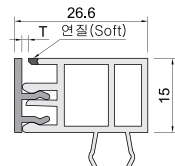


30Frame 스틸고정용

40 FRAME



40Frame 아크릴고정용



40Frame 스틸고정용

DIMENSION

MODEL	AL-PROFILE CLASS	FOR	TYPE	LENGTH
AP-AC2-204	20 Series	4T	아크릴 (Acrylic)	1EA = 3,000mm
AP-AC2-205		5T		
AP-AC2-301,2	30 Series	1.2T	스틸 (Steel)	
AP-AC2-303		3T	아크릴 (Acrylic))	
AP-AC2-304		4T		
AP-AC2-305		5T		
AP-AC2-3084	30-8 Series	4T	아크릴 (Acrylic))	
AP-AC2-3085		5T		
AP-AC2-4012	40 Series	1.2T	스틸 (Steel)	
AP-AC2-403		3T	아크릴 (Acrylic)	
AP-AC2-404		4T		
AP-AC2-405		5T		

Acrylic Cover (3rd Floor)

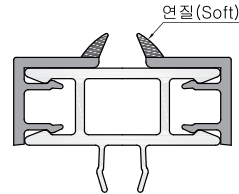
아크릴 커버 (3단)

FEATURES

- 알루미늄 프로파일에 접속하는 아크릴고정용 3단 커버
- Acrylic fixing third floor type cover for Aluminum Profile

APPLICATION

- 재질 (Material) : PVC
- 색상 (Color) : 회색 (Gray)



3단 (3rd Floor)

DIMENSION

MODEL	AL-PROFILE CLASS	FOR	LENGTH
AP-AC3-403	40 Series	3T	1EA = 3,000mm
AP-AC3-404		4T	
AP-AC3-405		5T	

Acrylic Fixing Flap Type Cover (for 5T)

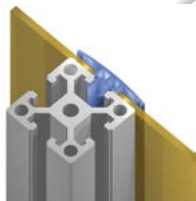
아크릴 고정용 날개형 커버 (5T)

FEATURES

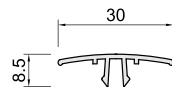
- 알루미늄 프로파일에 접속하는 아크릴 고정용 커버
- Acrylic fixing flap type cover for Aluminum Profile

APPLICATION

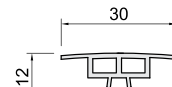
- 재질 (Material) : PVC, AP-AFC-30-PE
- 색상 (Color) : 회색 (Gray)



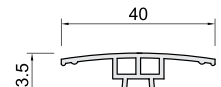
양쪽용 / DOUBLE




30 Series
AP-AFC-30



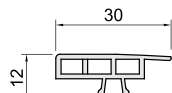
30 Series
AP-AFC-30D



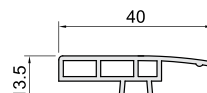
40 Series
AP-AFC-40D




한쪽용 / SINGLE



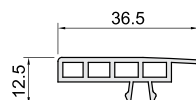
30 Series
AP-AFC-30S



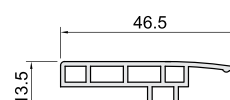
40 Series
AP-AFC-40S



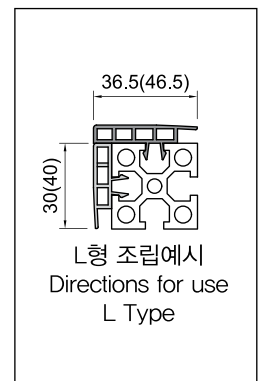
L형 / L TYPE



30 Series
AP-AFC-30L



40 Series
AP-AFC-40L



Aluminum Profile End Cap Cover

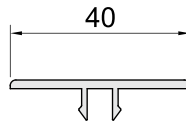

알루미늄 프로파일 마감 커버

FEATURES

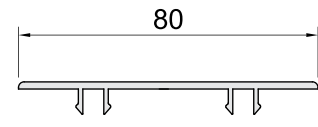
- 알루미늄 프로파일에 접속하는 전면 마감 커버
- End cap cover for Aluminum Profile

APPLICATION

- 재질 (Material) : PVC
- 색상 (Color) : 회색 (Gray)



AP-ECC-40



AP-ECC-80

DIMENSION

MODEL	AL-PROFILE CLASS	COLOR	LENGTH
4AP-ECC-40	40×40, 40×80	Gray	1EA = 3,000mm
4AP-ECC-80	40×80, 80×80		

Cover to dress the wires


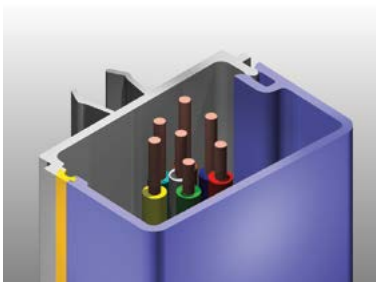
전선정리용 커버

FEATURES

- 알루미늄 프로파일에 접속하는 전선정리용 커버
- Cover to dress the wires for Aluminum Profile

APPLICATION

- 재질 (Material) : PVC
- 색상 (Color) : 회색 (Gray)



AP-AWC-40

DIMENSION

MODEL	AL-PROFILE CLASS	SPEC.	LENGTH
AP-AWC-40	40 Series	35×24mm	1EA = 3,000mm

ALUMINUM PROFILE CASTER & LEVELLING FOOT

02

- 78 Caster
- 85 Bracket
- 86 Levelling Foot



회전



조절용
스패너



상·하조절



브레이크

CARRYMASTER®는 복합적인 기능을 발휘합니다.

CARRYMASTER® CARRIES OUT COMPOUND FUNCTIONS.

특징
FEATURE

CARRYMASTER®는 100kg에서 30,000kg(4EA)까지 높은 하중에서도 충분히 견딜 수 있도록 설계되어 있으며 알루미늄 다이 캐스팅과 스틸로 제작된 몸체와 단조물 그리고 프레스물로 된 상판 및 고강도 엔지니어링 플라스틱 바퀴 등으로 구성되어 있습니다. 특히, 강구를 상하로 삽입하여 마찰력을 대폭 감소시켜 회전이 용이하도록 되어 있으며 받침대는 하중에 따라 내부식성과 방진성이 탁월한 천연합성 고무와 알루미늄 다이 캐스팅으로 구성되어 있습니다. 특히 CARRYMASTER®의 장점은 손쉬운 이동성, 고정성, 높낮이 조정성 및 방진성, 360°회전을 일체화시킨 것입니다.

CARRYMASTER® has been designed to support enough even high load from 100kg to 30,000kg(4pcs). It is composed of the frame diecast with aluminium diecasting the forged & pressed to plate, and the wheel of high strength engineering plastic. Specially, we putted some heated steel ball into top and bottom of frame for reduce frictional force and rotate well. The Foot makes of superior natural synthetic rubber and aluminium diecasting anticorrosion and anti-vibration by loads. Especially, good point of CARRYMASTER® is making an unification of an easy movement(handing), fixing, adjustment of high and low, anti-vibration and a rotation of 360°

사용온도
TEMPERATURE RANGE

-10 ~ 60°C

용도
USE

반도체 제조장비, 전자부품 생산설비, 현상기, 실험장비, 이화학기기, 컴퓨터용 프레임, 의료기기, 제어반, 청정설비, 각종가구류, 포장기계, 공작기계, 방직기, 인쇄기기, 각종 프레스, 각종 전용기, 기타 가변성 생산설비 및 특히 AL PROFILE로 제작된 프레임용 등.

Semiconductor equipment, Developing machine, Physical and chemical appliances, Packing machine, Numerical Control machine tool, Spinning and weaving machinery, Printing machine, all kinds of Press, in special, Frame manufactured with an Aluminum profile.



높낮이 조정 및 방진기능
LEVELLING & CUSHIONING



고정기능
FIXING



이동기능
MOVING

CARRYMASTER®는 사용의 편리함을 위해 손과 스패너를 자유롭게 사용할 수 있도록 기능이 개선되어 누구나 작은 힘으로 높낮이 조절을 쉽게 할 수 있습니다.

CARRYMASTER® improves a function that easily adjust the height by using a hand and a spanner with a little power.



CARRYMASTER® 선정 및 취급방법

HOW TO CHOOSE AND USE FOR CARRYMASTER®

- ※ 사용자께서는 안전을 위해 사용전에 꼭 읽으신 후 바르게 사용해 주십시오.
Please read this guide before using the products for safety.
- ※ 기타 문의사항이 있을 경우 당사로 연락 주시면 정성껏 답변해 드리겠습니다.
For further information, please contact us with any inquiries.

캐스터의 선정 CHOICE OF CASTER

허용하중 RECOMMENDED LOAD

본 카다로그의 허용하중은 평탄한 바닥을 인력으로 이동하는 경우의 하중 한도를 지시하고 있습니다. 캐스터는 일반적으로 4개를 기본적으로 장착하지만 2개의 캐스터에 하중이 집중될 수 있으므로 하중에 따른 모델 선정이 매우 중요합니다. 따라서, 적재되는 중량을 계산해서 적절한 모델과 수량을 선정 하십시오.

The load ratings detailed on this catalogue is for recommended load in casters for manual propulsion based on flat floor. Generally accepted four castors for using, but the load stress can be applied two casters. So, it is important to select the casters properly. Therefore, please select careful by considering recommended load and conditions.

계산식 CALCULATION

$$N = \frac{(W + Wa) \times S}{Wc}$$

∴ N ≤ 4 (Caster quantity)

- N : 캐스터의 필요 수량 (Number of casters)
- W : 장비의 자중 (Weight of equipments)
- Wa : 적재하중 (Additional load)
- S : 안전계수 (Safety factor) / S = 1.5 로 대입 (Substitution)
- Wc : 캐스터의 허용하중 (Allowable load of caster)

모델 및 수량 선정의 예 FOR EXAMPLE

- 장비의 자중 (Weight of equipments) W : 500 kg
- 적재하중 (Additional load) Wa : 750 kg
- 캐스터의 허용하중 (Allowable load of caster) Wc : 340 kg/pcs (AC-600), 540 kg/pcs (AC-1000)

FOR AC-600

$$N = \frac{(500 + 750) \times 1.5}{340} = 5.5\text{pcs} \geq 4\text{pcs}$$

∴ AC-600은 부적합 (Not suitable)

FOR AC-1000

$$N = \frac{(500 + 750) \times 1.5}{540} = 3.47\text{pcs} \leq 4\text{pcs}$$

∴ AC-1000은 적합 (Suitable) : 4pcs/AC-1000

주의사항 NOTES

- 4개당 추천하중 (장비자중+적재하중)을 초과하여 장착하였을 경우 캐스터가 파손될 수 있으므로 절대로 4개당 추천하중을 초과해서는 안되며, 이를 가벼이 여기고 초과 사용시 인명 또는 크나큰 물적 손해가 발생할 수도 있습니다.
- 4개당 추천하중 (장비자중+적재하중)을 초과할 시에는 한단계 상위 모델을 선정해야 하고 4개 이상을 장착한다 하더라도 더 많은 하중을 견디는것이 절대 아니므로 주의하십시오.
(단, 특별한 형태의 장비에서는 4개당 추천하중을 초과하지 않는 범위내에서 추가로 장착하여도 무방합니다.)
- When choosing casters as to over their recommended load capacity per 4 wheels it can be broken, Unsuitable caster with over load may result the a fault of products and serious injury of user.
- In the case of the overweight of the recommended per 4 wheels (equipment weight + loading weight), the higher range model should be chosen, If you sets more wheels than 4 wheels are not assumed to maintain the equipment weight.
(but, more wheels may be adopted within the recommended load capacity per 4 wheels)

캐스터의 선정 포인트 CASTER SELECTION

하중 LOAD

장비자중과 적재하중에 대응하여 선정 하시기 바랍니다.
Please select the casters in accordance the equipment weight and loading weight.

바퀴 지름 WHEEL DIAMETER

클수록 가볍게 움직이며, 요철이나 턱을 쉽게 넘어갑니다.
The bigger wheel moves lightly and easy for bumpy road.

장착 방법 INSTALLATION

장비와의 체결 방법에 따라 Flange Type/Stem Type, 사용자의 이동 용도에 따라 회전/고정 형태를 선정 하시기 바랍니다.
Further install method must be taken into account with regard to Flange Type/Stem Type, Swivel/Rigid type and user's operation.

바퀴 재질
WHEEL MATERIAL

재질의 특성을 고려하여 선정 하시기 바랍니다.

Please select the wheels in accordance with following material specification.

- 고무 바퀴 : 일반적인 바퀴재질로 부드러운 조작감과 주행성이 좋으며 가격이 저렴한 반면, 기름에 약하고 색상에 따라 바닥면을 더럽히는 경우가 있습니다.
- 우레탄 바퀴 : 고무에 비해 경도가 높고 그 경도를 Shore "A" 70°~95°까지 다양하게 할 수 있으며 주행성이 좋습니다. 또, 기름에 강하고 바닥면의 오염이 없으며 체적저항 10⁶~10⁸Ω까지의 대전방지 기능을 적용할 수 있어 반도체 장비에 적합한 재질입니다.
- 나일론 바퀴 : 경도가 매우 높고 수축이 없기 때문에 가볍게 움직입니다. 그러나 바닥면을 손상시키며 주행음이 크고, 수축이 없어 턱이 있는 장소에서 주행 저항이 크며, 장거리 이동시 휠이 변형 될 수 있는 단점이 있습니다.
- Rubber Wheel : The most practical material for general use with good movement and low price, but, there is a risk of oil contamination and dusty.
- Polyurethane Wheel : This material provided high hardness shore "A" from 70° to 95° and elastic with quite starting, anti-static(10⁶~10⁸Ω) options. In addition, there may be strong to oil resistance than rubber. Considerably use for industry of semiconduct equipments.
- Nylon Wheel : High hardness and non shrinkage, lightly moving but will make a defect the floor, There fore rolling resistant is big for moving door sill.

캐스터의 취급 설명
INSTRUCTION FOR USING
THE CASTER

장착 방법
INSTALLATION

- 장비는 캐스터의 체결홀 크기와 거리를 동일하게 제작 하여야 하고 수평하게 볼트, 너트로 양쪽 Plate의 틈이 발생하지 않도록 체결해 주십시오.
- 회전형 캐스터는 그 선화축이 수직이 되게, 고정형 캐스터는 서로 평행이 되도록 장착해 주십시오.
- Assembled casters must be suitable to the hole demension for equipment and fasten the bolts and nuts without a gap.
- Swivel casters are installed vertically to axel, Rigid casters should be installed in pallel of movement.

사용 방법
APPLICATION

- 제품의 특성상 이동시에는 1km/h 이하로 이동하시고 면이 고르지 않거나 요철부를 이동해야 할 경우에는 캐스터에 충격이 가해지지 않도록 최대한 천천히 이동하여야 합니다.
- 높낮이 조절과 고정기능이 있는 캐스터의 이동시에는 바퀴의 구름에 방해가 되지 않도록 고정 지지 패드를 지면에서 최대한 올린 후 이동하여야 합니다.
- 높낮이 조절과 고정기능이 있는 캐스터의 이동이 완료되면 장비가 움직이지 않도록 고정 지지 패드를 조절하여 지면과 맞닿도록 하여 주십시오.
- 화학약품 등과 접촉이 되지 않도록 주의하고 충격(수직/수평)을 가하지 않아야 합니다.
- Casters should be moving below 1km/h, In case of bumpy road, it must beware to move slowly for the prevention of shock
- For application the leveling casters should be moving after adjust the level foot for smooth moving. After moving the leveling casters must be regulated on the ground to used for the equipment of use.
- Casters are used other than excessive shock loading (Vertical/Horizontal) and chemical substances.

사용 환경
ENVIRONMENT

- 캐스터는 상온의 실내에서 사용하는 것을 권장합니다.
- 제품의 부식, 재료의 물성변화를 일으킬 수 있는 환경에서의 사용은 피해 주십시오.
- Casters should be used in the room temeperature.
- Casters should be avoided the environment that may cause for corrosion and physical property changes.

제품의 점검
MAINTENCE

- 캐스터를 장착 후 장기간 사용시에는 볼트, 너트가 풀려 사고가 발생 될 수 있으므로 주기적으로 점검하여 주십시오. (사용 빈도와 바닥면 상태에 따라 점검 주기는 유동적입니다.)
- 캐스터의 몸체와 바퀴의 회전상태를 주기적으로 점검하고 회전부의 이물질 제거해 주십시오.
- Please keep the product maintenance to prevent releasing bolts and nuts after long term use. (Maintenance time is flexible with the condition of floor and load frequency.)
- Please keep the casters clean and maintenance good condition periodically.

제품의 보증과 애프터서비스
WARRANTY

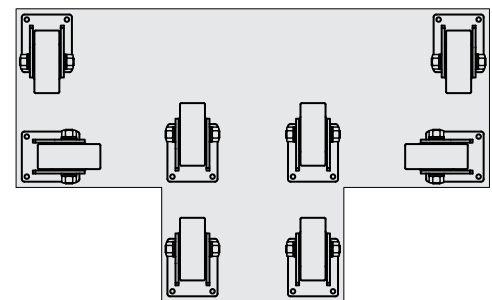
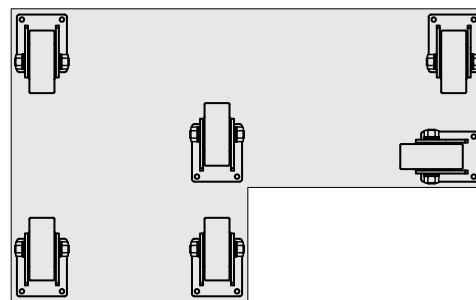
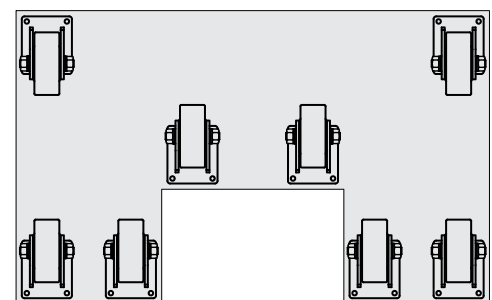
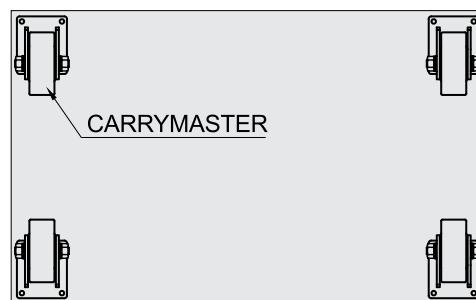
- 당사 (알포텍) 제품의 보증기간은 1년이며 보증기간 중, 제조상의 잘못된 결함으로 발생된 제품은 애프터 서비스 또는 무상 교환하여 드립니다.
- ALPOTECH CO., LTD.'s products are warranted for 1 year. Any product that defects within the warranty period will be replaced or A/S with free of charge included freight cost.

적용 장비의 하중이 4개당 추천하중을 초과할 시에는 한단계 위의 모델을 장착하여야 하며 4개를 초과하여 장착한다고 하여도 더 많은 하중을 견디지 못합니다.

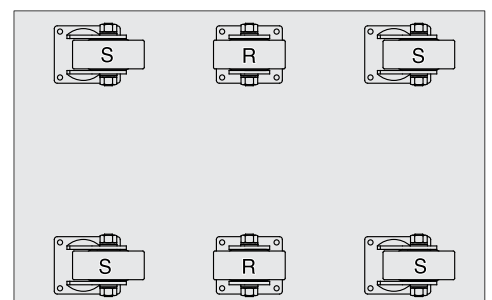
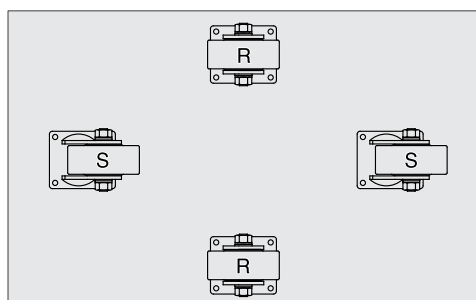
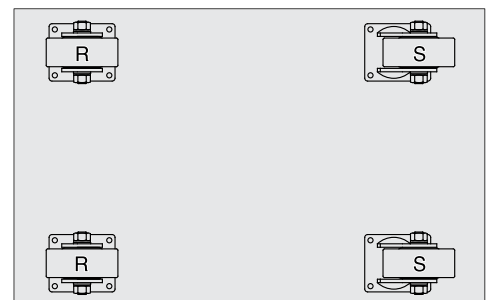
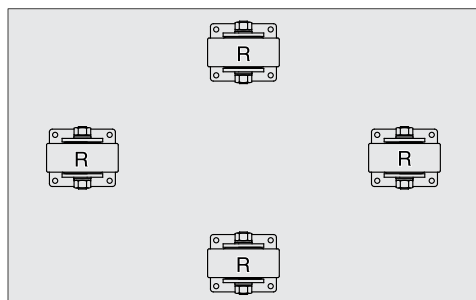
단, 특별한 형태의 장비 경우 4개당 추천하중을 초과하지 않는 범위내에서 추가로 장착 할 수 있습니다.

In the case of overweight of equipment than the recommended load capacity per four pieces, the higher range model of CARRYMASTER® should be adopted. it means more than four wheels are not assumed to maintain the equipment weight because the weight of equipment is not usually distributed to each wheels identically and simultaneously. (but more wheels may be adopted within the recommended load capacity per 4 wheels)

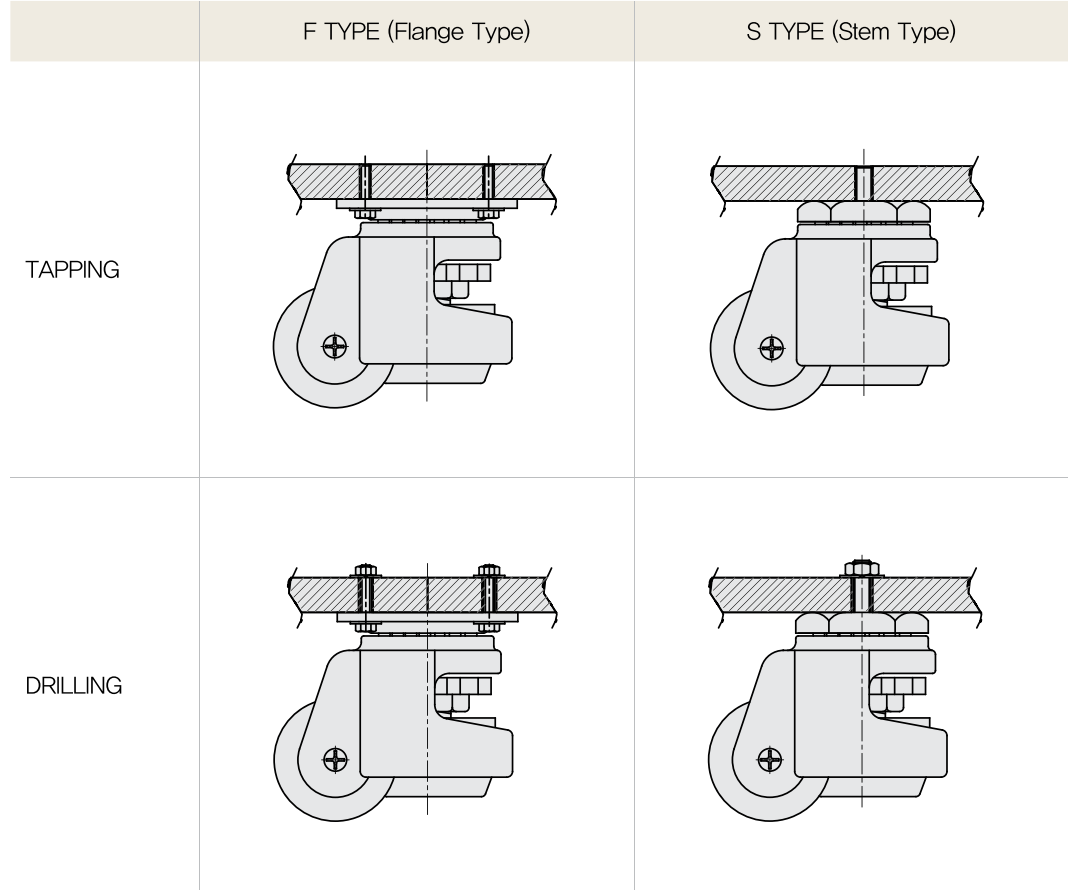
장비적용시 배치방법
THE MANOEUVRABILITY OF
APPLIANCES & MACHINES



대차(이동목적용) 취부시
캐스터 배치방법
CASTER
ARRANGEMENTMACHINES



CARRYMASTER® 취부방법
ATTACHMENT METHOD OF
CARRYMASTER®



체결볼트 BOLT SIZE,
적용기종 MODEL
INSERT BOLT SIZE &
APPLICABLE MODEL

BOLT SIZE			MODEL
HEX BOLT	M6×1.0	L = 15	AC-50F / AC-300F / ACP-200F / APLC-200
HEX BOLT	M8×1.25	L = 20	AC-600F / ACM · ACT Series / ACTM Series / ACPB Series / ALC Series / APLC-700
HEX BOLT	M10×1.5	L = 20	AC-1000F / AC-1300F / ACMU · ACMM Series
HEX BOLT	M12×1.75	L = 30	ACHU · ACHM Series / AC-1800F / ACHUT · ACHMT Series / ACHR Series
HEX BOLT	M16×2.0		ACHHM Series / ACHHUT Series
STUD BOLT	M8×1.25	L = 25	AC-50S
STUD BOLT	M12×1.75	L = 35	AC-50S / AC-300S / AC-600S / ACP-200S
STUD BOLT	M16×2.0	L = 45	AC-300S / AC-600S / AC-1000S / AC-1300S / ACP-200S



LEVELLING FOOT®의 선정 및 취급 방법

HOW TO CHOOSE AND USE FOR LEVELLING FOOT®

※ 사용자께서는 안전을 위해 사용전에 꼭 읽으신 후 바르게 사용해 주십시오.
Please read this guide before using the products for safety.

LEVELLING FOOT®의 선정 CHOICE OF LEVELLING FOOT®

허용하중 RECOMMENDED LOAD

본 카탈로그의 허용하중은 평탄한 또는 경사면 바닥에 기계장비가 서 있는 경우의 하중 한도를 지시하고 있습니다. LEVELLING FOOT®는 일반적으로 4개를 기본적으로 장착하지만 한 쪽 부분에 하중이 집중 될 수 있으므로 하중에 따른 모델 선정이 매우 중요합니다. 따라서, 적재되는 중량을 계산해서 적절한 모델과 수량을 선정 하십시오.

The load ratings detailed on this catalogue is for recommended load in LEVELLING FOOT® for based on flat & slope floor. Generally accepted four LEVELLING FOOT® for using, but the load stress can be applied 2 LEVELLING FOOT®. It is important to select the LEVELLING FOOT® properly. Therefore, please select carefully by recommended load and conditions.

계산식 CALCULATION

$$N = \frac{(W + Wa) \times S}{Wc}$$

∴ N ≤ 4
(LEVELLING FOOT® quantity)

- N : LEVELLING FOOT® 필요 수량 (Number of LEVELLING FOOT®)
- W : 장비의 자중 (Weight of equipments)
- Wa : 적재하중 (Additional load)
- Wc : LEVELLING FOOT®의 허용하중 (Allowable load of LEVELLING FOOT®)
- S : 안전계수 (Safety factor) / S = 2 로 대입 (Substitution)

모델 및 수량 선정의 예 FOR EXAMPLE

- 장비의 자중 (Weight of equipments) W : 1000 kg
- 적재하중 (Additional load) Wa : 1500 kg
- LEVELLING FOOT®의 허용하중 (Allowable load of LEVELLING FOOT®) = Wc : 1000Kg/pcs (A-M-16-130)

For A-M-16-130

$$N = \frac{(1000 + 1500) \times 2}{1000} = 5\text{pcs} \geq 4\text{pcs}$$

∴ A-M-16-130은 부적합 (Not suitable)

For A-M-20-130

$$N = \frac{(1000 + 1500) \times 2}{1500} = 3.3\text{pcs} \leq 4\text{pcs}$$

∴ A-M-20-130은 적합 (Suitable)

주의사항 NOTES

- 4개당 추천하중(장비자중+적재하중)을 초과하여 장착하였을 경우 LEVELLING FOOT®가 파손 될 수 있으므로 절대로 4개당 추천하중을 초과해서는 아니되며, 이를 가버이 여기고 초과 사용시 인명 또는 크나 큰 물적 손해가 발생할 수 도 있습니다.
- 4개당 추천하중(장비자중+적재하중)을 초과할 시에는 한 단계 상위 모델을 선정해야 하고 4개 이상을 장착한다 하더라도 더 많은 하중을 견디는 것이 절대 아니므로 주의 하십시오.
(단, 특별한 형태의 장비에서는 4개당 추천하중을 초과하지 않는 범위 내에서 추가로 장착하여도 무방함.)
- MA, MAR, MAVP시리즈는 충격을 가하거나 권장각도 이상 사용시 Bolt와 Cup이 이탈될 수 있으므로 취급시 주의를 요합니다.
- Do not install the equipment over recommed load capacity for four feets it can be broken, unsuitable LEVELLING FOOT® with overload may result the fault of products and serious injury of user.
- In the case of overweight of the recommended per 4 feet (equipment weight + loading weight), the higher range model should be chosen, If you sets more feet than 4 feet are not assumed to maintain the equipment weight.
(But, more foots may be adopted within the recommended load capacity per 4 feet)
- MA, MAR, MAVP Series : Bolt and Cup may be separated due to strong impact or exceed the recommended angles.

LEVELLING FOOT®의
선정 포인트
SELECTION POINT OF
LEVELLING FOOT®

하중
LOAD

장비자중과 적재하중에 대응하여 선정 하시기 바랍니다.
Please select the casters in accordance with the equipment weight and loading weight.

볼트크기
SIZE OF BOLTS

볼트의 크기가 클수록 높은 하중에 용이 합니다. (단, 상대물도 비례해야 함)
If you use bigger size of bolt, it can be loaded more capacity.

LEVELLING FOOT® 종류
TYPES OF LEVELLING FOOT®

장비와 지면에 따라 방진용, 양카형, 일반형, 경사면형 등으로 분류됩니다.
According to machine and floor, it is dividing into anti-vibration, anchor, standard and slope type.

사용환경
ENVIRONMENT

- 니켈도금 된 LEVELLING FOOT®는 습도에 노출되면 부식 위험이 있으니 적용 환경이 습한 곳은 별도로 상담 받으시기 바랍니다.
- 제품의 부식, 화학 변화를 일으킬 수 있는 환경에서의 사용은 피해 주십시오.
- The LEVELLING FOOT® which made by nickel plating can be damaged by humidity, so customer who worked in factory very wet, Please ask us before use LEVELLING FOOT®.
- Please do not uses our LEVELLING FOOT® where can be damaged by corrosive & chemical environment.

제품의 보증과 A/S
WARRANTY

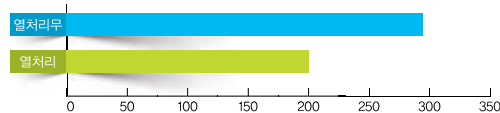
- 당사 (알포텍) 제품의 보증기간은 1년이며 보증기간 중, 제조상의 잘못된 결함으로 발생된 제품은 A/S 또는 무상 교환하여 드립니다.
- ALPOTECH CO., LTD.'s products are warranty for a year. Any product that defects within warranty period will be replaced or A/S with free of charge included freight cost.

열처리 제품 특징
FEATURES OF HEAT
TREATMENT

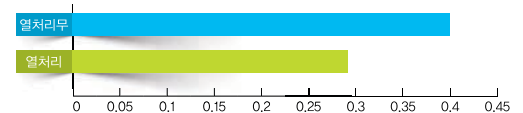
- 내소착성 향상
- 내마모성 향상
- 내식성 향상
- 피로강도 향상
- Increase in sand burning resistance
- Increase in abrasion resistance
- Increase in corrosion resistance
- Increase in fatigue strength

	열처리무 No heat treatment	열처리 Heat treatment
압축력 Compressive force	30KN	30KN
토크 Torque	290N,m	203N,m
토크계수 Coefficient of torque	0.4	0.28
나사부 마찰계수 Coefficient of friction (Screw part)	0.51	0.3
자리면 마찰계수 Coefficient of friction (Internal part between cup & Bolt)	0.18	0.16

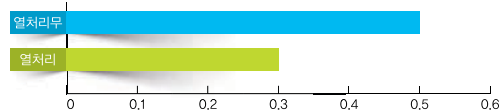
토크 | Torque



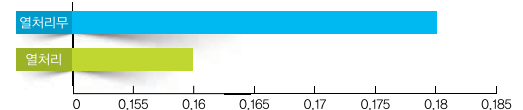
토크계수 | Coefficient of torque



나사부 마찰계수 | Coefficient of friction (Screw part)



자리면 마찰계수 | Coefficient of friction (Internal part between cup & Bolt)



LEVELLING FOOT®
 장점 및 취부방법
**LEVELLING FOOT® MERITS
 AND ATTACHMENT
 METHODS**



각종 기계장비에 사용되는 LEVELLING FOOT®는 다양한 SIZE, 다양한 재질, 다양한 구조로 생산되고 있으며 특수한 형태의 주문생산도 가능합니다.

LEVELLING FOOT® uses different types of appliance equipments with various size, materials and structure, and able to order particular forms as well.

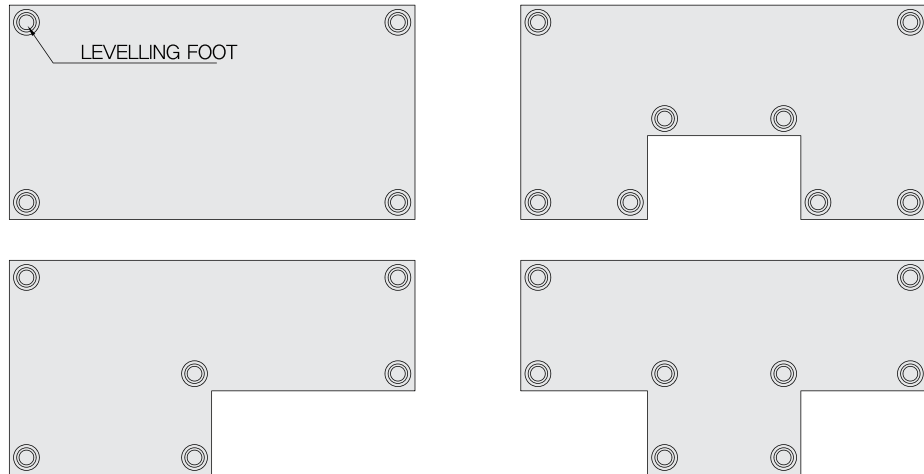
LEVELLING FOOT®는 철저한 나사산 관리와 운반시 파손을 최소화하기 위하여 나사산을 보호하는 캡을 끼워 포장하므로 소비자께서 최적의 상태에서 사용하실 수 있으며 특수 설계된 조립볼트에 열처리하여 생산하므로 전동 및 에어 공구를 사용하여 누구나 쉽게 장비에 장착할수 있는 장점이 있습니다.

In order to maintain the thorough management of Screw thread and to minimize the possible breakage, a protective cap has been used when packing LEVELLING FOOT® so that you can use the product in the best possible condition.

Specially designed bolts are thermal-treated in the manufacturing process so you can easily install it on equipment with the use of electric and air tools.



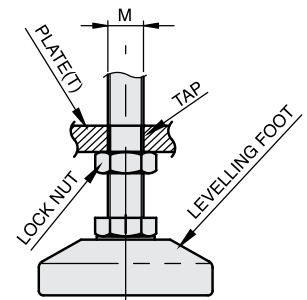
배치방법
THE MANOEUVRABILITY OF
APPLIANCES & MACHINES



장착 및 취부
INSTALLATION AND
ATTACHMENT

장착방법
INSTALLATION

- 하기 표와 같이 LEVELLING FOOT®의 크기에 따라 상대물의 두께를 비례하게 적용하여 주십시오.
- Please select the LEVELLING FOOT® in accordance with the thickness of the machine plate as the following table.




LEVELLING FOOT®
ATTACHMENT

LEVELLING FOOT®	MACHINE PLATE
SIZE (m)	THICK (T)
M6×1.0	5T (over)
M8×1.25	6T (over)
M10×1.5	8T (over)
M12×1.75	10T (over)
M16×2.0	13T (over)
M20×2.5	16T (over)
M24×3.0	20T (over)
M30×3.5	25T (over)
M42×4.5	35T (over)
Tr42×6	50T (over)
Tr52×7	60T (over)
Tr60×7	70T (over)

장착 후 유의사항
NOTICE AFTER ATTACHMENT

- LEVELLING FOOT®는 적용장비의 높낮이 조정이 끝나면 하부 고정용 너트를 꼭 고정시켜야 풀림 방지 및 안전하중을 견디어 줍니다.
- LEVELLING FOOT® should fasten a bolt with a sub-fixed nut after adjust the height. Only if it is that way to prevent the loosen products and safety load.



CASTER

AP SERIES

경·중하중용

LIGHT & MEDIUM DUTY PURPOSE

FEATURES

- 손쉬운 이동성, 고정성, 높낮이 조절, 방진 및 360° 회전 일체화
- Easy moving, fixing, adjustable height, anti-vibration and 360° rotation all-in-one

APPLICATION

통신장비, 반도체 제조장비, 전자부품 생산설비, 현상기, 실험장비, 이화학기기, 컴퓨터용 후레임, 의료기기, 제어반, 청정설비, 각종 가구류, 포장기계, 공작기계, 방직기, 인쇄기기, 각종 프레스, 각종 전용기, 기타 가변성 생산설비 및 특히 AL PROFILE로 제작된 후레임용 등

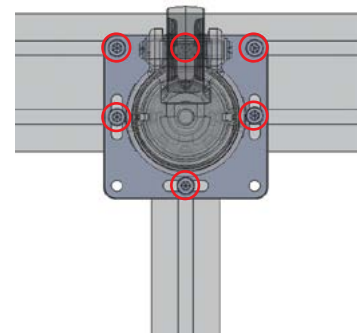
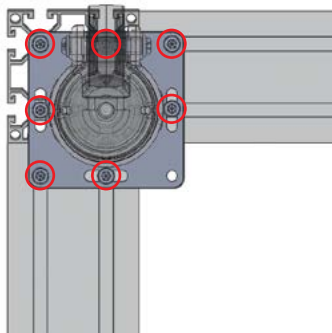
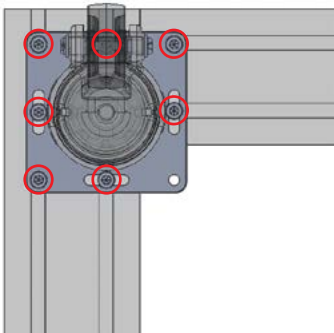
Communication equipment, Semiconductor equipment, Developing machine, Physical and chemical appliances, Medical devices, Packing machine, Numerical control machine tool, Spinning and weaving machinery, Printing machine, all kinds of press, Variable production equipment, Frames with Aluminum Profile, etc.

- 개당 허용 하중 (Load / Unit) : 35~1000Kg/EA
- 추천 허용 하중 (Recommend) : 100~3000Kg/4EA
 - 사용 온도 (Temperature) : -10~60°C
 - RoHS 대응 가능 (Acceptable for RoHS)



알루미늄 프로파일 조립예시

ALUMINUM PROFILE ASSEMBLY EXAMPLE



- AL 프로파일 전용 상판으로 인해 베이스 추가 조립 불필요
- 여러가지 규격의 AL 프로파일 조립후 장착가능
- 규격에 따라 최대 7개의 볼트 체결가능으로 인해 결합력 향상

- Additional base do not need due to AL profile plate
- Assemble to various sizes even after assembled AL profile
- Enhance engagement through assembling up to seven bolt

ORDERING CODE

AP	300	F	P	U
ALPO TECH	Serial Number	F : Flange	P : Profile	U : Urethane M : MC Nylon Blank : Nylon6



AP - 300FP



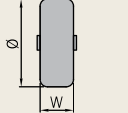
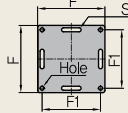
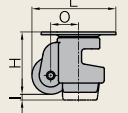
AP - 600FP



AP - 1000FP

DIMENSION

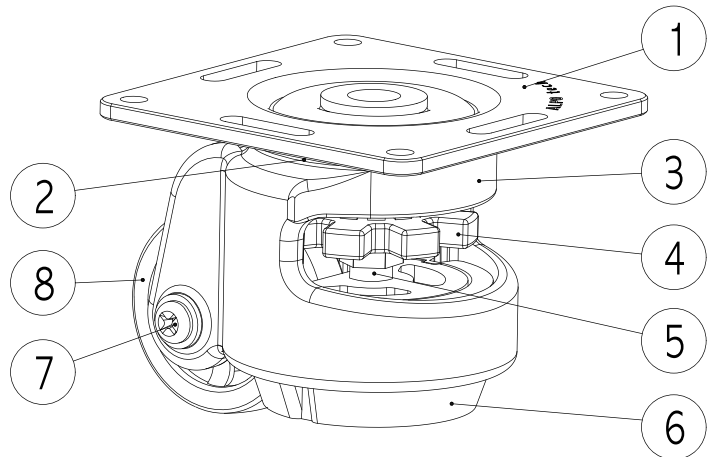
UNIT : mm

MODEL	자중 (NET WEIGHT)	Kg											
		Kg	1EA	4EA	Ø	W	F	F1	S (Slot hole)	Hole	H	I	L
AP-300FP	0.66	170	500	Ø50	22	95×95	80×80	Ø6.5×26.5	Ø6.5	83	10	109	37
AP-600FP	1.26	340	1000	Ø62	29	110×110	90×90	Ø8.5×20.5	Ø8.5	102	12	132	46
AP-1000FP	1.75	540	1600	Ø72	31	110×110	90×90	Ø8.5×20.5	Ø8.5	120	12	143	52

※ 상세치수는 CAD DWG 참고 바랍니다.

※ Please refer to the CAD DWG for detailed size information.

AP



MATERIAL & TREATMENT INFORMATION

MODEL	① TOP PLATE		② BALL		③ FRAME		④ HANDLE		⑤ LEVELER		⑥ FOOT		⑦ PIN		⑧ WHEEL	
	재질 Material	표면처리 Treatments	재질 Material	표면처리 Treatments	재질 Material	표면처리 Treatments	재질 Material	표면처리 Treatments	재질 Material	표면처리 Treatments	재질 Material	표면처리 Treatments	재질 Material	표면처리 Treatments	재질 Material	표면처리 Treatments
AP-300FP	SPC & S45C	아연도금 / Zn Galvanized	STB2	니켈 크롬도금 / Ni-Cr	알루미늄 다이캐스팅 ALDC12	Ivory / Powder Coated	ABS	적색 Red	Swrch 10A	아연도금 / Zn Galvanized	NBR	검정색 Black	Swrch 10A	아연도금 / Zn Galvanized	PA6	검정색 Black

OPTION ■ WHEEL : 폴리우레탄 (Poly Urethane), 정전기방지형 폴리우레탄 (Antistatic Polyurethane), Mc Nylon (Ivory or Blue)

APM SERIES

중하중용

MEDIUM DUTY PURPOSE

FEATURES

- 높이 제한이 있는 장비 적용에 적합
- 베어링을 사용하여 회전성능 및 구름성이 우수
- 우레탄 휠은 클린룸 적용에 적합
- 트윈 휠은 선회력이 우수함
- Being suitable for equipment with height limit
- Excellent performance in rotation & rolling by inside bearings
- Urethane wheel being suitable for clean room
- Twin wheel being excellent performance in circling(turning)

APPLICATION

통신장비, 반도체 제조장비, 전자부품 생산설비, 현상기, 실험장비, 이화학기기, 컴퓨터용 후레임, 의료기기, 제어반, 청정설비, 각종 가구류, 포장기계, 공작기계, 방직기, 인쇄기기, 각종 프레스, 각종 전용기, 기타 가변성 생산설비 및 특히 AL PROFILE로 제작된 후레임용 등

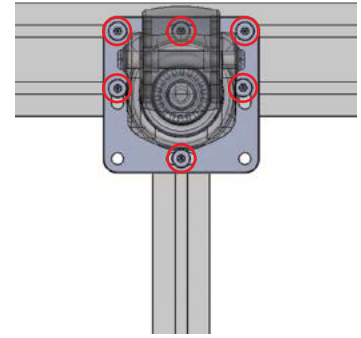
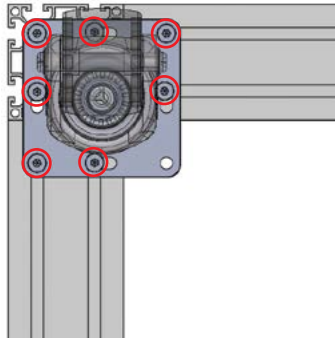
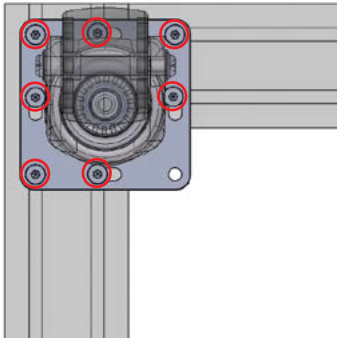
Communication equipment, Semiconductor equipment, Developing machine, Physical and chemical appliances, Medical devices, Packing machine, Numerical control machine tool, Spinning and weaving machinery, Printing machine, all kinds of press, Variabe production equipment, Frames with Aluminum Profile, etc.

- 개당 허용 하중 (Load / Unit) : 540~670Kg/EA
- 추천 허용 하중 (Recommend) : 1600~2000Kg/4EA
 - 사용 온도 (Temperature) : -10~60°C
 - RoHS 대응 가능 (Acceptable for RoHS)



알루미늄 프로파일 조립예시

ALUMINUM PROFILE ASSEMBLY EXAMPLE



- AL 프로파일 전용 상판으로 인해 베이스 추가 조립 불필요
- 여러가지 규격의 AL 프로파일 조립후 장착가능
- 규격에 따라 최대 7개의 볼트 체결가능으로 인해 결합력 향상

- Additional base do not need due to AL profile plate
- Assemble to various sizes even after assembled AL profile
- Enhance engagement through assembling up to seven bolt

ORDERING CODE

AP	M	T	600	F	P	U	B
ALPO TECH	Moving	Twin Wheel	Serial Number	F : Flange	P : Profile	U : Urethane M : MC Nylon Blank : Nylon6	B : Brake Blank : No Brake



APM-FPB



APM-FP



APMT-FP



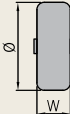
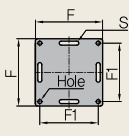
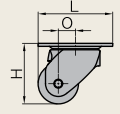
APM-FPM



APM-FPU

DIMENSION

UNIT : mm

MODEL	자중 (NET WEIGHT)	Kg										
	Kg	1EA	4EA	Ø	W	F	F1	S (Slot hole)	Hole	H	L	O
APM-600FP	0.98	540	1600	Ø60	55	110×110	90×90	Ø8.5×20.5	Ø8.5	90	110	25
APM-600FPB	0.98	540	1600	Ø60	55	110×110	90×90	Ø8.5×20.5	Ø8.5	90	110	25
APMT-600FP	0.92	540	1600	Ø50	26×2	110×110	90×90	Ø8.5×20.5	Ø8.5	85	110	25
APM-800FP	1.20	670	2000	Ø75	55	110×110	90×90	Ø8.5×20.5	Ø8.5	108	118	25
APM-800FPB	1.20	670	2000	Ø75	55	110×110	90×90	Ø8.5×20.5	Ø8.5	108	118	25
APMT-800FP	1.06	670	2000	Ø72	26×2	110×110	90×90	Ø8.5×20.5	Ø8.5	106	118	25

※ 상세치수는 CAD DWG 참고 바랍니다.

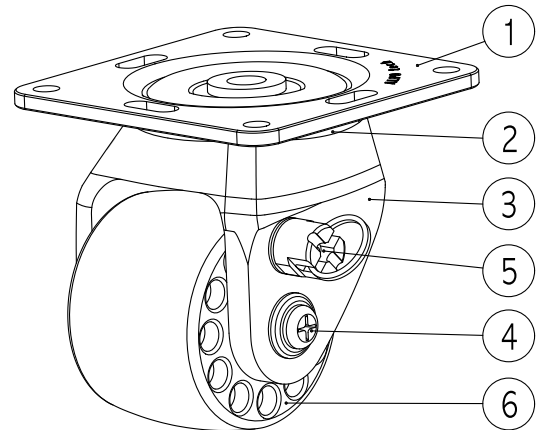
※ Please refer to the CAD DWG for detailed size information.



LOCK



UNLOCK



MATERIAL & TREATMENT INFORMATION

MODEL	① TOP PLATE		② BALL		③ FRAME		④ PIN		⑤ BRAKE		⑥ WHEEL	
	재질 Material	표면처리 Treatments	재질 Material	표면처리 Treatments	재질 Material	표면처리 Treatments	재질 Material	표면처리 Treatments	재질 Material	표면처리 Treatments	재질 Material	표면처리 Treatments
APM-600FP												
APM-600FPB									Zn			
APMT-600FP	SPC & S45C	아연도금 / Zn Galvanized	STB2	니켈 크롬도금 / Ni-Cr	알루미늄 다이캐스팅 ALDC12	Ivory / Powder Coated	Swrch 10A	아연도금 / Zn Galvanized		아연도금 / Zn Galvanized	PA6	검정색 Black
APM-800FP												
APM-800FPB									Zn			
APMT-800FP												

OPTION

■ WHEEL : 폴리우레탄 (Poly Urethane), 정전기방지형 폴리우레탄 (Antistatic Polyurethane), Mc Nylon (Ivory or Blue)

APC-3000 SERIES

경하중용

LIGHT DUTY PURPOSE

FEATURES

- 회전력을 강화한 이중 RACE WAY 구조
- 정밀 강구 채택으로 원활한 선회 성능
- 주문에 따른 다양한 스템 사양
- 베어링을 사용하여 회전성능 및 구름성이 우수
- Enhanced swivel performance by double race way structure
- Outstanding swivel performance due to adoption of precision steel ball
- Various kind of stem possible
- Excellent performance in rotation & rolling by inside bearings

APPLICATION

경량물 운반구류, 백화점 쇼핑카트용, 각종 산업용 운반구 알루미늄 프로파일로 제작된 프레임 등

Carts for light duty, Shopping cart, Carts for plants Frames with Aluminum Profile, etc



DIMENSION

MODEL	휠 직경 Diameter	휠 폭 Tread width (mm)	휠 종류 Wheel type	베어링 Bearing	오프셋거리 Offset (mm)	허용하중 Load capacity (kg)	제품높이 Overall height (mm)
APC-3030SFB	75 (3")	32	PVC	6202	34	110	100
APC-3030SF	75 (3")	32	PVC	6202	34	110	100
APC-3030RF	75 (3")	32	PVC	6202	-	110	100
APC-3030SSB	75 (3")	32	PVC	6202	34	110	106
APC-3030SS	75 (3")	32	PVC	6202	34	110	106
APC-3040SFB	100 (4")	32	PVC	6202	36	125	127
APC-3040SF	100 (4")	32	PVC	6202	36	125	127
APC-3040RF	100 (4")	32	PVC	6202	-	125	127
APC-3040SSB	100 (4")	32	PVC	6202	36	125	130
APC-3040SS	100 (4")	32	PVC	6202	36	125	130

스템의 종류 Classification by stem	스템의 형상 Shape of stems	규격 Specification inch (mm)	제품 명칭 Caster part no
TOP PLATE		① OVERALL 94x66 ② HOLES PACING 74x44 취부볼트 4-M8	F
THERADED STEM		M16x2.0Px27mm	SS



APC-SFB



APC-SF



APC-RF



APC-SSB



APC-SS

APC-5200 SERIES

중하중용

MEDIUM DUTY PURPOSE

FEATURES

- 강력한 용접제품
- 주물휠 채택으로 내구성 강화
- 액상우레탄으로 접착력 강화
- 베어링을 사용하여 회전성능 및 구름성이 우수
- Solid welding product
- Increased durability by iron casted core wheels
- Increased adhesion for adoption of fluid urethane
- Excellent performance in rotation & rolling by inside bearings

APPLICATION

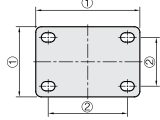
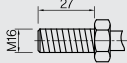
경량물 운반구류, 백화점 쇼핑카트용, 각종 산업용 운반구 알루미늄 프로파일로 제작된 프레임 등

Carts for light duty, Shopping cart, Carts for plants Frames with Aluminum Profile, etc



DIMENSION

MODEL	휠 직경 Diameter	휠 폭 Tread width (mm)	휠 종류 Wheel type	베어링 Bearing	옵셋거리 Offset (mm)	허용하중 Load capacity (kg)	제품높이 Overall height (mm)
APC-5240SFB	100 (4")	34	Polyurethane	6202	26	180	135
APC-5240SF	100 (4")	34	Polyurethane	6202	26	180	135
APC-5240RF	100 (4")	34	Polyurethane	6202	-	180	135
APC-5240SSB	100 (4")	34	Polyurethane	6202	26	180	139
APC-5240SS	100 (4")	34	Polyurethane	6202	26	180	139
APC-5250SFB	125 (5")	40	Polyurethane	6202	30	200	158
APC-5250SF	125 (5")	40	Polyurethane	6202	30	200	158
APC-5250RF	125 (5")	40	Polyurethane	6202	-	200	158
APC-5250SSB	125 (5")	40	Polyurethane	6202	26	200	162
APC-5250SS	125 (5")	40	Polyurethane	6202	26	200	162

스텝의 종류 Classification by stem	스텝의 형상 Shape of stems	규격 Specification inch (mm)	제품 명칭 Caster part no
TOP PLATE		① OVERALL 95×85 ② HOLES PACING 72×64 취부볼트 4-M10	F
THERADED STEM		M16×2.0P×27mm	SS



APC-SFB



APC-SF



APC-RF



APC-SSB



APC-SS

APC-5300 SERIES

중하중용

MEDIUM DUTY PURPOSE

FEATURES

- 강력한 용접제품
- 액상우레탄으로 접착력 강화
- 베어링을 사용하여 회전성능 및 구름성이 우수
- Solid welding product
- Increased adhesion for adoption of fluid urethane
- Excellent performance in rotation & rolling by inside bearings

APPLICATION

- 각종 중량물 운반구
- 자동차 부품 파렛트
- 식당, 병원, 호텔등 물류용 대차
- Carts for heavy duty
- Automobile parts
- ospital, Food, Medical equipment



DIMENSION

MODEL	휠 직경 Diameter	휠 폭 Tread width (mm)	휠 종류 Wheel type	베어링 Bearing	옵셋거리 Offset (mm)	허용하중 Load capacity (kg)	제품높이 Overall heighte (mm)
APC-5340SFB	98 (4")	40	Polyurethane	6202zz	50	250	136
APC-5340SF	98 (4")	40	Polyurethane	6202zz	50	250	136
APC-5340RF	98 (4")	40	Polyurethane	6202zz	-	250	136
APC-5350SFB	128 (5")	40	Polyurethane	6202zz	50	270	162
APC-5350SF	128 (5")	40	Polyurethane	6202zz	50	270	162
APC-5350RF	128 (5")	40	Polyurethane	6202zz	-	270	162
APC-5360SFB	148 (6")	40	Polyurethane	6202zz	50	300	189
APC-5360SF	148 (6")	40	Polyurethane	6202zz	50	300	189
APC-5360RF	148 (6")	40	Polyurethane	6202zz	-	300	189
APC-5380SFB	198 (8")	40	Polyurethane	6202zz	65	380	237
APC-5380SF	198 (8")	40	Polyurethane	6202zz	65	380	237
APC-5380RF	198 (8")	40	Polyurethane	6202zz	-	380	237

스텝의 종류 Classification by stem	스텝의 형상 Shape of stems	규격 Specification inch (mm)	제품 명칭 Caster part no
TOP PLATE		① OVERALL 114×103 ② HOLES PACING 85×72 취부볼트 4-M10	F



APC-SFB



APC-SF



APC-RF

BRACKET

Caster Bracket

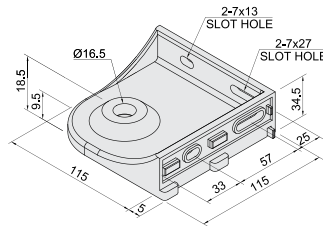

캐스터브라켓
306용, 408용

FEATURES

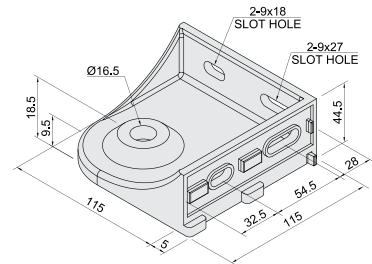
- 프로파일에 캐스터가 취부 될 수 있도록 설계된 제품
- AL PROFILE 조립시 LEVELLING FOOT과 CASTER 동시 장착가능
- 베이스 별도 제작 불필요함으로 가공,도금등에 대한 비용절감과 시간단축
- 여러가지 규격의 AL 프로파일에 장착과 다양한 휠사이즈 선택가능
- Excellent design for Aluminum profiles to be easily
- LEVELLING FOOT and CASTER mount available at the same time for Aluminum Profile
- Reduce cost and working hour for manufacture and plating because extra base is unnecessary
- Fits with various Aluminum Profile and wheel sizes

APPLICATION

- 재질 (Material) : Aluminum Diecasting
- 표면처리 (Treatments) : 쇼트 (Shot Blast)



AP-CB-306




AP-CB-408

장착가능제품

COMPATIBLE PRODUCTS

- APC-SSB SERIES, APC-SS SERIES (P84, P85)
- AC-600S, AC-1000S (P96)
- ACM-600S, ACM-800S (P98)



LEVELLING FOOT

AP-LP AP-LPS SERIES

경량용

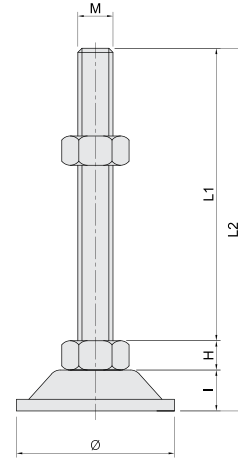
LIGHT DUTY PURPOSE

FEATURES

- 경량용
- Light duty

APPLICATION

- 콘베어, 공작기계, 자동화설비
- Conveyor, Construction machine, Automatic facilities



DIMENSION & MATERIAL

MODEL	DIMENSIONS (mm)						MATERIALS		허용하중 (kg/4EA)	표면처리 Treatments
	Ø	L1	L2	H	I	M	Bolt & Nut	Cup		
LP-6 LPS-6	Ø27	40	51	4	7	M6×1.0	SWRCH10A & SUS304	SPC (2t) & SUS304 (2t)	100	니켈도금 (Ni)
LP-8 LPS-8	Ø37	40 80	54,5 94,5	5,5	9	M8×1,25	SWRCH10A & SUS304	SPC (2t) & SUS304 (2t)	200	니켈도금 (Ni)
LP-10 LPS-10	Ø50	60 100	80 120	7	13	M10×1,5	SWRCH10A & SUS304	SPC (2t) & SUS304 (2t)	300	니켈도금 (Ni)
LP-12 LPS-12	Ø50	60 90 120 150	81 111 141 171	8	13	M12×1,75	SWRCH10A & SUS304	SPC (2t) & SUS304 (2t)	500	니켈도금 (Ni)
LP-16 LPS-16	Ø50	80	103	10	13	M16×2,0	SWRCH10A & SUS304	SPC (2t) & SUS304 (2t)	800	니켈도금 (Ni)
		100	123							
		130	153							
		150	173							
		180	203							
200	223									
LP-16 LPS-16	Ø68	80	108	10	18	M16×2,0	SWRCH10A & SUS304	SPC (2t) & SUS304 (2t)	800	니켈도금 (Ni)
		100	128							
		130	158							
		150	178							
		180	208							
200	228									
LP-20 LPS-20	Ø68	100 130 150 180 200	131 161 181 211 231	13	18	M20×2,5	SWRCH10A & SUS304	SPC (2t) & SUS304 (2t)	1000	니켈도금 (Ni)

AP-LPR AP-LPSR SERIES

미끄럼방지 고무패드 부착형

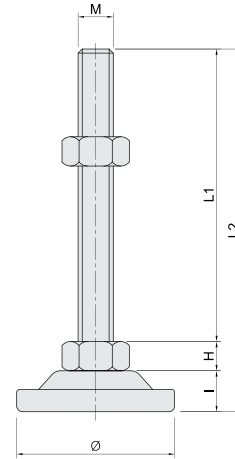
ANTI-SLIP WITH RUBBER PAD

FEATURES

- 경량용, 미끄럼방지
- Light duty, anti-slip

APPLICATION

- 콘베어, 공작기계, 자동화설비
- Conveyor, Construction machine, Automatic facilities



DIMENSION & MATERIAL

MODEL	DIMENSIONS (mm)						MATERIALS			허용하중 (kg/4EA)	표면처리 Treatments
	Ø	L1	L2	H	I	M	Bolt & Nut	Cup	Pad		
LPR-6 LPSR-6	Ø30	40	53	4	9	M6×1.0	SWRCH10A & SUS304	SPC (2t) & SUS304 (2t)	NBR	100	니켈도금 (Ni)
LPR-8 LPSR-8	Ø41	40 80	57.5 97.5	5.5	12	M8×1.25	SWRCH10A & SUS304	SPC (2t) & SUS304 (2t)	NBR	200	니켈도금 (Ni)
LPR-10 LPSR-10	Ø55	60 100	83 123	7	16	M10×1.5	SWRCH10A & SUS304	SPC (2t) & SUS304 (2t)	NBR	300	니켈도금 (Ni)
LPR-12 LPSR-12	Ø55	60	84	8	16	M12×1.75	SWRCH10A & SUS304	SPC (2t) & SUS304 (2t)	NBR	500	니켈도금 (Ni)
90		114									
120		144									
LPR-16 LPSR-16	Ø55	150	174	10	16	M16×2.0	SWRCH10A & SUS304	SPC (2t) & SUS304 (2t)	NBR	800	니켈도금 (Ni)
		80	106								
		100	126								
	130	156									
	150	176									
	180	206									
200	226										
LPR-20 LPSR-20	Ø73	80	111	13	21	M20×2.5	SWRCH10A & SUS304	SPC (2t) & SUS304 (2t)	NBR	1000	니켈도금 (Ni)
		100	131								
		130	161								
		150	181								
		180	211								
		200	231								
100	134										
130	164										
150	184										
180	214										
200	234										

AP-LM AP-LMS SERIES

중 · 고하중용

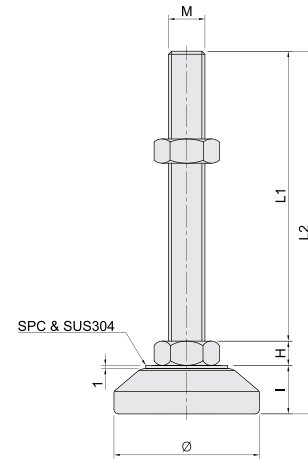
MEDIUM & HEAVY DUTY
PURPOSE

FEATURES

- 단조 후 가공품으로 중고하중형
- Midium & heavy duty purpose with mechanical working after forging

APPLICATION

- 콘베어, 공작기계, 자동화설비
- Conveyor, Construction machine, Automatic facilities



DIMENSION & MATERIAL

MODEL	DIMENSIONS (mm)						MATERIALS		허용하중 (kg/4EA)	표면처리 Treatments	
	Ø	L1	L2	H	I	M	Bolt & Nut	Cup			
LM-12 LMS-12	Ø43	60	84	8	16	M12×1.75	SWRCH10A & SUS304	SM45C & SUS304	1000	니켈도금 (Ni)	
		90	114								
		120	144								
		150	174								
	Ø60	60	86								18
		90	116								
LM-16 LMS-16	Ø60	120	146	10	18	M16×2.0	SWRCH10A & SUS304	SM45C & SUS304	2000	니켈도금 (Ni)	
		150	176								
		80	108								
		100	128								
		130	158								
		180	208								
	Ø73	200	228								
		80	108								
		100	128								
		130	158								
LM-20 LMS-20	Ø73	150	181	13	18	M20×2.5	SWRCH10A & SUS304	SM45C & SUS304	3000	니켈도금 (Ni)	
		180	211								
		200	231								
		100	133								
		130	163								
LM-24 LMS-24	Ø88	150	183	15	18	M24×3.0	SWRCH10A & SUS304	SM45C & SUS304	4000	니켈도금 (Ni)	
		180	213								
		200	233								
		130	163								

AP-LMR AP-LMSR SERIES

중 · 고하중용 방진형

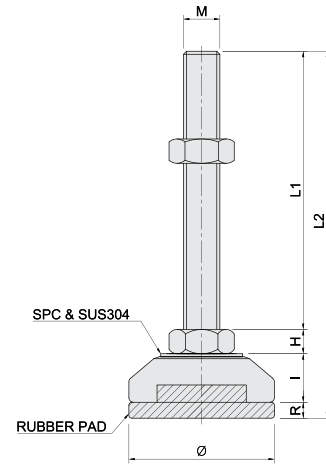
MEDIUM & HEAVY DUTY
CUSHIONING TYPE

FEATURES

- 단조 후 가공품으로 중고하중형의 방진 및 미끄럼방지
- Midium & heavy duty purpose with mechanical working after forging, anti-vibration, anti-slip

APPLICATION

- 콘베어, 공작기계, 자동화설비
- Conveyor, Construction machine, Automatic facilities



DIMENSION & MATERIAL

MODEL	DIMENSIONS (mm)							MATERIALS			허용하중 (kg/4EA)	표면처리 Treatments	
	Ø	L1	L2	H	I	R	M	Bolt & Nut	Cup	Pad			
LMR-12 LMSR-12	Ø43	60	89	8	16	5	M12×1.75	SWRCH10A & SUS304	SM45C & SUS304	NBR	1000	니켈도금 (Ni)	
		90	119										
		120	149										
	Ø60	150	179										18
		60	91										
		90	121										
LMR-16 LMSR-16	Ø60	120	151	10	18	7	SWRCH10A & SUS304	SM45C & SUS304	NBR	2000	니켈도금 (Ni)		
		150	181										
		180	213										
	Ø73	200	233									7	
		80	113										
		100	133										
LMR-20 LMSR-20	Ø73	130	163	13	18	7	M20×2.5	SWRCH10A & SUS304	SM45C & SUS304	NBR	3000	니켈도금 (Ni)	
		150	183										
		180	213										
	Ø88	200	235										7
		100	138										
		130	168										
LMR-24 LMSR-24	Ø88	150	188	15	18	7	M24×3.0	SWRCH10A & SUS304	SM45C & SUS304	NBR	4000	니켈도금 (Ni)	
		180	218										
		200	238										
	Ø88	100	140										7
		130	170										
		150	190										
LMR-24 LMSR-24	Ø88	180	220	15	18	7	M24×3.0	SWRCH10A & SUS304	SM45C & SUS304	NBR	4000	니켈도금 (Ni)	
		200	240										

AP-LPA AP-LPAS SERIES

기계 본체 고정형

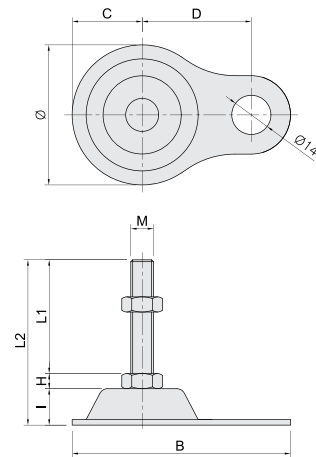
ANCHOR TYPE

FEATURES

- 바닥앙카 고정형
- Fixed to floor with anchor type

APPLICATION

- 콘베어, 공작기계, 자동화설비
- Conveyor, Construction machine, Automatic facilities



DIMENSION & MATERIAL

MODEL	DIMENSIONS (mm)									MATERIALS		허용하중 (kg/4EA)	표면처리 Treatments
	Ø	B	L1	L2	H	I	C	D	M	Bolt & Nut	Cup		
LPA-12 LPAS-12	Ø50	78	60	81	8	13	25	39	M12×1.75	SWRCH10A & SUS304	SPC (2t) & SUS304 (2t)	500	니켈도금 (Ni)
			90	111									
			120	141									
			150	171									
LPA-16 LPAS-16	Ø50	78	80	103	10	13	25	39	M16×2.0	SWRCH10A & SUS304	SPC (2t) & SUS304 (2t)	800	니켈도금 (Ni)
			100	123									
			130	153									
			150	173									
	Ø68	96	180	203	18	34	48	M20×2.5	SWRCH10A & SUS304	SPC (2t) & SUS304 (2t)	1000	니켈도금 (Ni)	
			200	223									
			100	128									
			130	158									
LPA-20 LPAS-20	Ø68	96	150	181	13	18	34	48	M20×2.5	SWRCH10A & SUS304	SPC (2t) & SUS304 (2t)	1000	니켈도금 (Ni)
			180	211									
			200	231									

AP-LV AP-LVS SERIES

경방진형

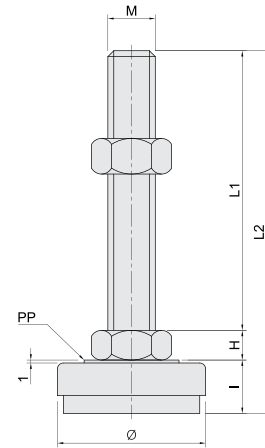
CUSHIONING TYPE

FEATURES

- 미끄럼방지
- Anti-slip

APPLICATION

- 콘베어, 공작기계, 자동화설비
- Conveyor, Construction machine, Automatic facilities



ALUMINUM PROFILE
CASTER & LEVELLING FOOT

DIMENSION & MATERIAL

MODEL	DIMENSIONS (mm)						MATERIALS			허용하중 (kg/4EA)	표면처리 Treatments
	Ø	L1	L2	H	I	M	Bolt & Nut	Cup	Pad		
LV-6 LVS-6	Ø28	40	55.5	4	11.5	M6×1.0	SWRCH10A & SUS304	SPC (2t) & SUS304 (2t)	PVC	100	니켈도금 (Ni)
LV-8 LVS-8	Ø38	40 80	58 98	5.5	13	M8×1.25	SWRCH10A & SUS304	SPC (2t) & SUS304 (2t)	PVC	200	니켈도금 (Ni)
LV-10 LVS-10	Ø38	60 100	80 120	7	13	M10×1.5	SWRCH10A & SUS304	SPC (2t) & SUS304 (2t)	PVC	300	니켈도금 (Ni)
LV-12 LVS-12	Ø50	60 90 120 150	86 116 146 176	8	18	M12×1.75	SWRCH10A & SUS304	SPC (2t) & SUS304 (2t)	PVC	500	니켈도금 (Ni)
LV-16 LVS-16	Ø50	80	108	10	18	M16×2.0	SWRCH10A & SUS304	SPC (2t) & SUS304 (2t)	PVC	800	니켈도금 (Ni)
		100	128								
		130	158								
	Ø60	150	178								
		180	208								
		200	228								
LV-20 LVS-20	Ø60	100 130 150 180 200	131 161 181 211 231	13	18	M20×2.5	SWRCH10A & SUS304	SPC (2t) & SUS304 (2t)	PVC	1000	니켈도금 (Ni)

We promise
return with a good quality



AUTOCFT

CARRYMASTER

03

- 94 AC Series
- 96 ACM Series
- 98 ALC Series
- 100 APLC Series
- 102 ACT-F Series
- 104 ACT-S Series
- 106 ACTM Series
- 108 ACP Series
- 110 ACPB Series
- 112 ACMU / ACMM Series
- 114 ACHU / ACHM Series
- 116 ACHUT / ACHMT Series
- 118 ACHHUT Series
- 120 ACHHM Series
- 122 ACSU Series
- 124 ACLU Series
- 126 ACLMU Series
- 128 ACLHU Series
- 130 ACHR Series
- 132 Goods by Order



회전



조절용
스패너



상·하조절



각도조절



브레이크



AL
DIE
CASTING
알루미늄
다이캐스팅



Zn
DIE
CASTING
아연
다이캐스팅



DUAL
BRAKE
이중
브레이크

AC SERIES

경·중하중용

LIGHT & MEDIUM DUTY PURPOSE

FEATURES

- 손쉬운 이동성, 고정성, 높낮이 조절, 방진 및 360° 회전 일체화
- Easy moving, fixing, adjustable height, anti-vibration and 360° rotation all-in-one

APPLICATION

통신장비, 반도체 제조장비, 전자부품 생산설비, 현상기, 실험장비, 이화학기기, 컴퓨터용 후레임, 의료기기, 제어반, 청정설비, 각종 가구류, 포장기계, 공작기계, 방직기, 인쇄기기, 각종 프레스, 각종 전용기, 기타 가변성 생산설비 및 특히 AL PROFILE로 제작된 후레임용 등

Communication equipment, Semiconductor equipment, Developing machine, Physical and chemical appliances, Medical devices, Packing machine, Numerical control machine tool, Spinning and weaving machinery, Printing machine, all kinds of press, Variabe production equipment, Frames with Aluminum Profile, etc.



- 개당 허용 하중 (Load / Unit) : 35~1000Kg/EA
- 추천 허용 하중 (Recommend) : 100~3000Kg/4EA
 - 사용 온도 (Temperature) : -10~60°C
 - RoHS 대응 가능 (Acceptable for RoHS)

ORDERING CODE

AC	50	F	U
ALPOTECH Carrymaster	Serial Number	F : Flange S : Stem	U : Urethane M : MC Nylon Blank : Nylon6



AC - F



AC - FU



AC - FM



AC - S



AC - SU



AC - SM

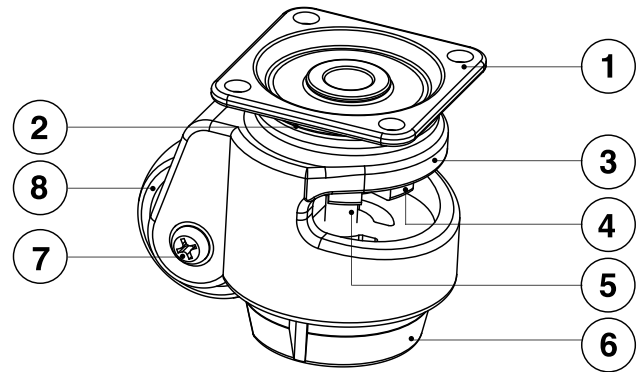
DIMENSION

UNIT : mm

MODEL	자중 (NET WEIGHT) Kg	Kg		Ø W		F F1 Hole			L O H I				TAP X Y		
		1EA	4EA	Ø	W	F	F1	Hole	H	I	L	O	Tap (Order)	X	Y
AC-50F	0.38	35	100	Ø42	18	55×55	42×42	Ø6.5	72	10	83	32	-	-	-
AC-50S	0.38	35	100	Ø42	18	-	-	-	72	10	83	32	M8 (M12)	46	40
AC-300F	0.66	170	500	Ø50	22	73×73	58×58	Ø6.5	82	10	100.5	39	-	-	-
AC-300F Ø8.7	0.66	170	500	Ø50	22	73×73	58×58	Ø8.7	82	10	100.5	39	-	-	-
AC-300S	0.60	170	500	Ø50	22	-	-	-	82	10	98.5	39	M12 (M16)	53	47
AC-600F	1.26	340	1000	Ø62	29	90×90	70×70	Ø9.5	102	12	122	46	-	-	-
AC-600S	1.12	340	1000	Ø62	29	-	-	-	102	12	120	46	M12 (M16)	70	65
AC-1000F	1.76	540	1600	Ø72	31	95×95	70×70	Ø11	120	12	139	52	-	-	-
AC-1000S	1.58	540	1600	Ø72	31	-	-	-	120	12	139	52	M16	73	70
AC-1300F	1.92	670	2000	Ø72	31	95×95	70 x 70	Ø11	121	15	143	55	-	-	-
AC-1300S	1.56	670	2000	Ø72	31	-	-	-	121	15	143	55	M16	73	70
AC-1800F	3.46	1000	3000	Ø92	54	100×100	70×70	Ø13	131	15	178	70	-	-	-

※ 상세치수는 CAD DWG 참고 바랍니다.
 ※ Please refer to the CAD DWG for detailed size information.

AAC



CARRYMASTER

MATERIAL & TREATMENT INFORMATION

MODEL	① TOP PLATE		② BALL		③ FRAME		④ HANDLE		⑤ LEVELER		⑥ FOOT		⑦ PIN		⑧ WHEEL																
	재질 Material	표면처리 Treatments	재질 Material	표면처리 Treatments	재질 Material	표면처리 Treatments	재질 Material	표면처리 Treatments	재질 Material	표면처리 Treatments	재질 Material	표면처리 Treatments	재질 Material	표면처리 Treatments	재질 Material	표면처리 Treatments															
AC-50F																															
AC-50S																															
AC-300F																															
AC-300F Ø8.7																															
AC-300S	SPC & S45C	아연도금 / Zn Galvanized	STB2	니켈 크롬도금 / Ni-Cr	알루미늄 다이캐스팅 ALDC12	Ivory / Powder Coated	ABS	적색 / Red	Swrch 10A	아연도금 / Zn Galvanized	NBR	검정색 Black	Swrch 10A	아연도금 / Zn Galvanized	PA6	검정색 Black															
AC-600F																															
AC-600S																															
AC-1,000F																															
AC-1,000S																															
AC-1,300F																															
AC-1,300S																															
AC-1,800F																															

OPTION ■ WHEEL : 폴리우레탄 (Poly Urethane), 정전기방지형 폴리우레탄 (Antistatic Polyurethane), Mc Nylon (Ivory or Blue)

ACM SERIES

중하중용

MEDIUM DUTY PURPOSE

FEATURES

- 높이 제한이 있는 장비 적용에 적합
- 베어링을 사용하여 회전성능 및 구름성이 우수
- 우레탄 휠은 클린룸 적용에 적합
- 트윈 휠은 선회력이 우수함
- Being suitable for equipment with height limit
- Excellent performance in rotation & rolling by inside bearings
- Urethane wheel being suitable for clean room
- Twin wheel being excellent performance in circling(turning)

APPLICATION

통신장비, 반도체 제조장비, 전자부품 생산설비, 현상기, 실험장비, 이화학기기, 컴퓨터용 후레임, 의료기기, 제어반, 청정설비, 각종 가구류, 포장기계, 공작기계, 방직기, 인쇄기기, 각종 프레스, 각종 전용기, 기타 가변성 생산설비 및 특히 AL PROFILE로 제작된 후레임용 등

Communication equipment, Semiconductor equipment, Developing machine, Physical and chemical appliances, Medical devices, Packing machine, Numerical control machine tool, Spinning and weaving machinery, Printing machine, all kinds of press, Variabe production equipment, Frames with Aluminum Profile, etc.



- 개당 허용 하중 (Load / Unit) : 540~670Kg/EA
- 추천 허용 하중 (Recommend) : 1600~2000Kg/4EA
 - 사용 온도 (Temperature) : -10~60℃
 - RoHS 대응 가능 (Acceptable for RoHS)

ORDERING CODE

AC	M	T	600	F	U	B
ALPOTECH Carrymaster	Moving	Twin Wheel	Serial Number	F : Flange S : Stem	U : Urethane M : MC Nylon Blank : Nylon6	B : Brake Blank : No Brake



ACM-FB



ACMT-F



ACM-FM



ACM-FU



ACM-S

DIMENSION

UNIT : mm

MODEL	자중 (NET WEIGHT)	Kg												
		Kg	1EA	4EA	Ø	W	F	F1	Hole	H	L	O	TAP	X
ACM-600F	0.98	540	1600	Ø60	55	90×90	70×70	Ø9.5	90	100	25			
ACM-600S	0.86	540	1600	Ø60	55				90	92	25	M16	70	64.5
ACM-600FB	0.98	540	1600	Ø60	55	90×90	70×70	Ø9.5	90	100	25			
ACM-600SB	0.98	540	1600	Ø60	55				90	92	25	M16	70	64.5
ACMT-600F	0.92	540	1600	Ø50	26×2	90×90	70×70	Ø9.5	85	95	25			
ACMT-600S	0.78	540	1600	Ø50	26×2				85	87	25	M16	70	64.5
ACM-800F	1.2	670	2000	Ø75	55	90×90	70×70	Ø9.5	108	108	25			
ACM-800S	1.06	670	2000	Ø75	55				108	95	25	M16	70	64.5
ACM-800FB	1.2	670	2000	Ø75	55	90×90	70×70	Ø9.5	108	108	25			
ACM-800SB	1.06	670	2000	Ø75	55				108	95	25	M16	70	64.5
ACMT-800F	1.06	670	2000	Ø72	26×2	90×90	70×70	Ø9.5	106	106	25			
ACMT-800S	0.92	670	2000	Ø72	26×2				106	98	25	M16	70	64.5

※ 상세치수는 CAD DWG 참고 바랍니다.

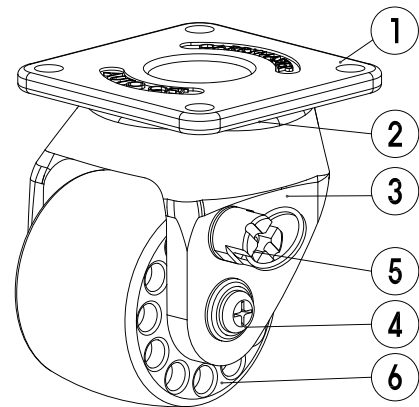
※ Please refer to the CAD DWG for detailed size information.



LOCK



UNLOCK



MATERIAL & TREATMENT INFORMATION

MODEL	① TOP PLATE		② BALL		③ FRAME		④ PIN		⑤ BRAKE		⑥ WHEEL	
	재질 Material	표면처리 Treatments	재질 Material	표면처리 Treatments	재질 Material	표면처리 Treatments	재질 Material	표면처리 Treatments	재질 Material	표면처리 Treatments	재질 Material	표면처리 Treatments
ACM-600F												
ACM-600S												
ACM-600FB									Zn			
ACM-600SB									Zn			
ACMT-600F	SPC & S45C	아연도금 / Zn Galvanized	STB2	니켈 크롬도금 / Ni-Cr	알루미늄 다이캐스팅 ALDC12	Ivory / Powder Coated	Swrch 10A	아연도금 / Zn Galvanized		아연도금 / Zn Galvanized	PA6	검정색 Black
ACMT-600S												
ACM-800F												
ACM-800S												
ACM-800FB									Zn			
ACM-800SB									Zn			
ACMT-800F												
ACMT-800S												

OPTION

- WHEEL : 폴리우레탄 (Poly Urethane), 정전기방지형 폴리우레탄 (Antistatic Polyurethane), Mc Nylon (Ivory or Blue)

ALC SERIES

중하중용

MEDIUM DUTY PURPOSE

FEATURES

- 손쉬운 이동성, 고정성, 높낮이 조절 및 360° 회전 일체형
- 큰폭의 높낮이 조절이 가능
- Easy moving, fixing, adjustable height, 360° rotation all-in-one
- Being available for adjusting equipment with a wide height

APPLICATION

- 프로파일 프레임, 자동화설비, 반도체/디스플레이
- Frames with Profile, Automation equipment, Semiconductor/display, Conveyors, etc.



- 개당 허용 하중 (Load / Unit) : 670Kg/EA
- 추천 허용 하중 (Recommend) : 2000Kg/4EA
 - 사용 온도 (Temperature) : -10~60°C
 - RoHS 대응 가능 (Acceptable for RoHS)

ORDERING CODE

ALC	T	1000	F	U	B
ALPOTECH Levelling Carrymaster	Twin	Serial Number	F : Flange	U : Urethane Blank : Nylon6	B : Brake Blank : No Brake



ALC-F



ALC-FU



ALC-FB



ALC-T-F

DIMENSION

UNIT : mm

MODEL	자중 (NET WEIGHT)	Kg										
	Kg	1EA	4EA	Ø	W	F	F1	Hole	H	I	L	O
ALC-1000F(B)	2.06	670	2000	Ø75	55	95×95	70×70	Ø9.5	110	60	151	66
ALCT-1000F	1.88	670	2000	Ø72	25×2	95×95	70×70	Ø9.5	109	60	149	66

※ 상세치수는 CAD DWG 참고 바랍니다.

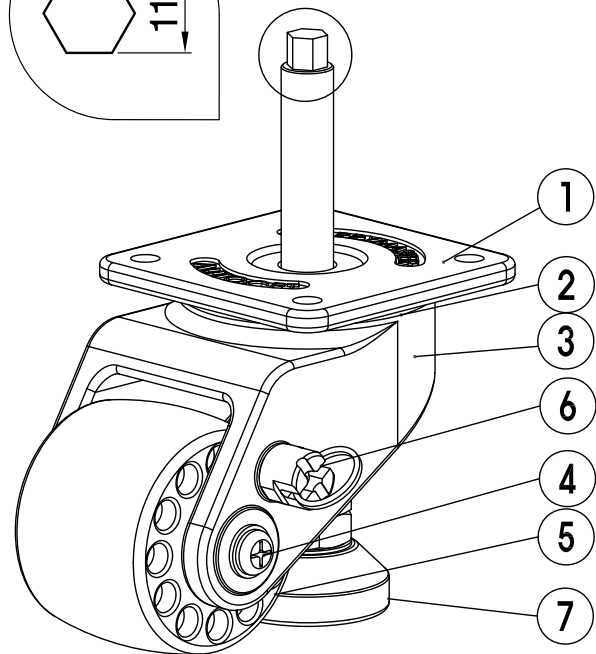
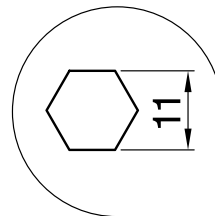
※ Please refer to the CAD DWG for detailed size information.



LOCK



UNLOCK



ALC

MATERIAL & TREATMENT INFORMATION

MODEL	① TOP PLATE		② BALL		③ FRAME		④ PIN		⑤ WHEEL		⑥ BRAKE		⑦ FOOT	
	재질 Material	표면처리 Treatments	재질 Material	표면처리 Treatments	재질 Material	표면처리 Treatments	재질 Material	표면처리 Treatments	재질 Material	표면처리 Treatments	재질 Material	표면처리 Treatments	재질 Material	표면처리 Treatments
ALC-1000F														
ALC-1000FB	S45C	아연도금 / Zn Galvanized	STB2	니켈 크롬도금 / Ni-Cr	알루미늄 다이캐스팅 ALDC12	Ivory / Powder Coated	Swrch 10A	아연도금 / Zn Galvanized	PA6	검정색 Black	Zn	아연도금 / Zn Galvanized	알루미늄 AL	니켈도금 Ni
ALCT-1000F														

OPTION

■ WHEEL : 폴리우레탄 (Poly Urethane), 정전기방지형 폴리우레탄 (Antistatic Polyurethane), Mc Nylon (Ivory or Blue)

APLC SERIES

중하중용


MEDIUM DUTY PURPOSE

FEATURES

- 손쉬운 이동성, 고정성, 높낮이 조절 및 360° 회전을 일체화
- 큰폭의 높낮이 조절이 가능
- Easy moving, fixing, adjustable height, 360 ° rotation all-in-one
- Being available for adjusting equipment with a wide height

APPLICATION

- 프로파일 프레임, 자동화설비, 반도체/디스플레이, 컨베이어 등
- Frames with Profile, Automation equipment, Semiconductor/display, Conveyors, etc.



- 개당 허용 하중 (Load / Unit) : 140~470Kg/EA
- 추천 허용 하중 (Recommend) : 400~1400Kg/4EA
 - 사용 온도 (Temperature) : -10~60°C
 - RoHS 대응 가능 (Acceptable for RoHS)

ORDERING CODE

APLC	200	F	U
ALPOTECH Levelling Carrymaster	Serial Number	F : Flange	U : Urethane Blank : Nylon6



APLC-700F



APLC-700FU



APLC-200F



APLC-200FU

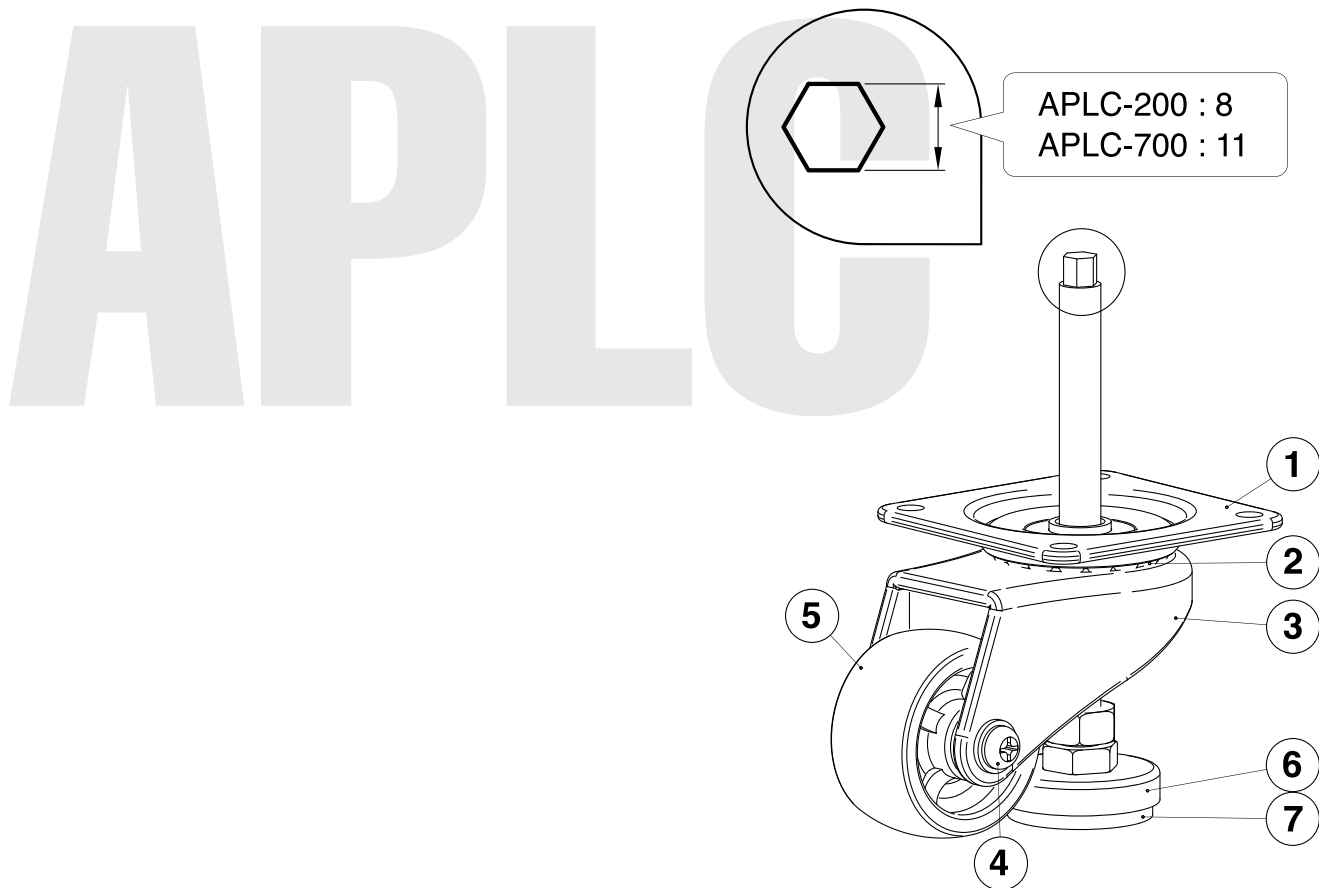
DIMENSION

UNIT : mm

MODEL	자중 (NET WEIGHT)	Kg										
	Kg	1EA	4EA	Ø	W	F	F1	Hole	H	I	L	O
APLC-200F(FU)	0.58	140	400	Ø50	26	73×73	58×58	Ø6.5	73	40	110	48
APLC-700F(FU)	1.48	470	1400	Ø72	31	95×95	70×70	Ø9.5	100	60	148	64

※ 상세치수는 CAD DWG 참고 바랍니다.

※ Please refer to the CAD DWG for detailed size information.



CARRYMASTER

MATERIAL & TREATMENT INFORMATION

MODEL	① TOP PLATE		② BALL		③ FRAME		④ PIN		⑤ WHEEL		⑥ CUP		⑦ FOOT	
	재질 Material	표면처리 Treatments	재질 Material	표면처리 Treatments	재질 Material	표면처리 Treatments	재질 Material	표면처리 Treatments	재질 Material	표면처리 Treatments	재질 Material	표면처리 Treatments	재질 Material	표면처리 Treatments
APLC-200F(FU)	SPC	아연도금 / Zn	STB2	니켈 크롬도금 / Ni-Cr	SPC	아연도금 / Zn	Swrch 10A	아연도금 / Zn	PA6	검정색 Black	SPC	아연도금 / Zn Galvanized	NBR	검정색 Black
APLC-700F(FU)		Galvanized				Galvanized					S45C			

OPTION

- WHEEL : 폴리우레탄 (Poly Urethane), 정전기방지형 폴리우레탄 (Antistatic Polyurethane), Mc Nylon (Ivory or Blue)
- FOOT : 하부 패드 우레탄 (Changeable Foot by Urethane)

ACT-F SERIES

중하중용

MEDIUM DUTY PURPOSE

FEATURES

- 선회력 우수, 저상형
- Excellent rotation, low-deck type

APPLICATION

- 금융기기, 통신장비
- Financial instruments(ATM), Communications equipment, etc.



- 개당 허용 하중 (Load / Unit) : 140~270Kg/EA
- 추천 허용 하중 (Recommend) : 400~800Kg/4EA
 - 사용 온도 (Temperature) : -10~60°C
 - RoHS 대응 가능 (Acceptable for RoHS)

ORDERING CODE

ACT	400	F
ALPOTECH Carymaster Twin Wheels	Serial Number	F: Flange



ACT-400F



ACT-800F

DIMENSION

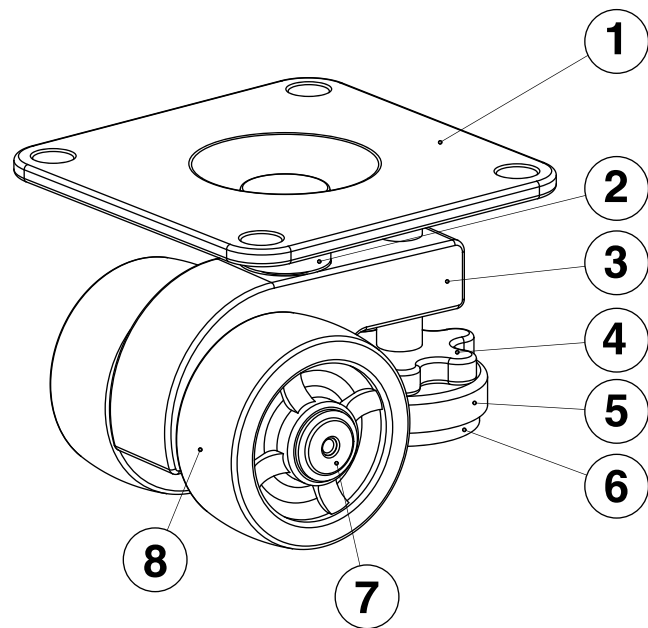
UNIT : mm

MODEL	자중 (NET WEIGHT)	Kg										
	Kg	1EA	4EA	Ø	W	F	F1	Hole	H	I	L	O
ACT-400F	0.62	140	400	Ø50	22×2	90×90	70×70	Ø9	76	10	95	20
ACT-800F	0.88	270	800	Ø72	25×2	90×90	70×70	Ø9	96	13	111	22

※ 상세치수는 CAD DWG 참고 바랍니다.

※ Please refer to the CAD DWG for detailed size information.

ACT



CARRYMASTER

MATERIAL & TREATMENT INFORMATION

MODEL	① TOP PLATE		② SHAFT		③ FRAME		④ LEVELER		⑤ CUP		⑥ FOOT		⑦ PIN		⑧ WHEEL	
	재질 Material	표면처리 Treatments	재질 Material	표면처리 Treatments	재질 Material	표면처리 Treatments	재질 Material	표면처리 Treatments	재질 Material	표면처리 Treatments	재질 Material	표면처리 Treatments	재질 Material	표면처리 Treatments	재질 Material	표면처리 Treatments
ACT-400F	SPC	아연도금 / Zn	Swrch 10A	아연도금 / Zn	알루미늄 다이캐스팅 ALDC12	Swrch 10A	아연도금 / Zn	SPC	아연도금 / Zn	NBR & Urethane	검정색 & 노란색 Black & Yellow	Swrch 10A	아연도금 / Zn	PA6	검정색 Black	
ACT-800F		Galvanized		Galvanized			Galvanized		Galvanized		Galvanized		Galvanized		Galvanized	Galvanized

OPTION

■ FOOT : 하부 패드 우레탄 (Changeable Foot by Urethane)

ACT-S SERIES

중하중용

MEDIUM DUTY PURPOSE

FEATURES

- 선회력 우수, 저상형
- Excellent rotation, low-deck type

APPLICATION

- 금융기기, 통신장비
- Financial instruments(ATM), Communications equipment, etc.



- 개당 허용 하중 (Load / Unit) : 140~270Kg/EA
- 추천 허용 하중 (Recommend) : 400~800Kg/4EA
 - 사용 온도 (Temperature) : -10~60℃
 - RoHS 대응 가능 (Acceptable for RoHS)

ORDERING CODE

ACT

400

S

ALPOTECH
Carrymaster
Twin Wheels

Serial Number

S : Stem



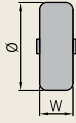
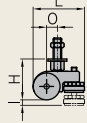
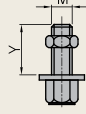
ACT-400S



ACT-800S

DIMENSION

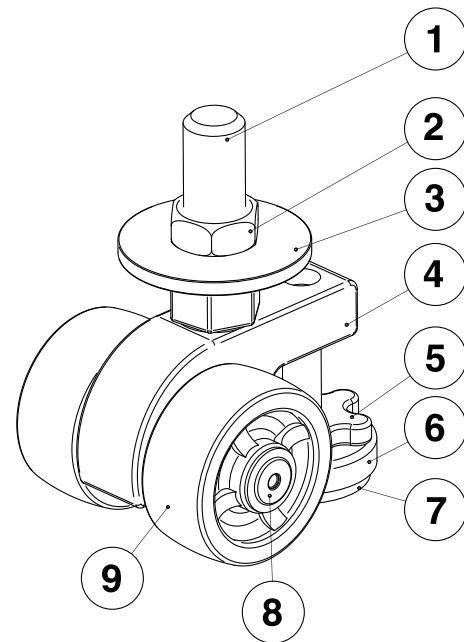
UNIT : mm

MODEL	자중 (NET WEIGHT) Kg	Kg									
		Kg	1EA	4EA	Ø	W	H	I	L	O	M
ACT-400S	0.44	140	400	Ø50	22×2	76	10	95	20	M12	36
ACT-800S	0.72	270	800	Ø72	25×2	95	13	111	22	M16	36

※ 상세치수는 CAD DWG 참고 바랍니다.

※ Please refer to the CAD DWG for detailed size information.

ACT



MATERIAL & TREATMENT INFORMATION

MODEL	① BOLT		② NUT		③ WASHER		④ FRAME		⑤ LEVELER		⑥ CUP		⑦ FOOT		⑧ PIN		⑨ WHEEL	
	재질 Material	표면처리 Treatments	재질 Material	표면처리 Treatments	재질 Material	표면처리 Treatments	재질 Material	표면처리 Treatments	재질 Material	표면처리 Treatments	재질 Material	표면처리 Treatments	재질 Material	표면처리 Treatments	재질 Material	표면처리 Treatments	재질 Material	표면처리 Treatments
ACT-400S	Swrch 10A	아연도금 / Zn Galvanized	S10C	아연도금 / Zn Galvanized	SPC	아연도금 / Zn Galvanized	알루미늄 다이캐스팅 ALDC12		Swrch 10A	아연도금 / Zn Galvanized	SPC	아연도금 / Zn Galvanized	NBR & Urethane	검정색 & 노란색 Black & Yellow	Swrch 10A	아연도금 / Zn Galvanized	PA6	검정색 Black
ACT-800S																		

OPTION ■ FOOT : 하부 패드 우레탄 (Changeable Foot by Urethane)

ACTM SERIES

중하중용

MEDIUM DUTY PURPOSE

FEATURES

- 선회력 우수, 저상형
- Excellent rotation, low-deck type

APPLICATION

- 금융기기, 통신장비
- Financial instruments(ATM), Communications equipment, etc.



- 개당 허용 하중 (Load / Unit) : 140Kg/EA
- 추천 허용 하중 (Recommend) : 400Kg/4EA
 - 사용 온도 (Temperature) : -10~60℃
 - RoHS 대응 가능 (Acceptable for RoHS)

ORDERING CODE

ACT	M	400
ALPOTECH Carymaster Twin Wheels	Moving	Serial Number



ACTM-400 SWIVEL



ACTM-400 RIGID

DIMENSION

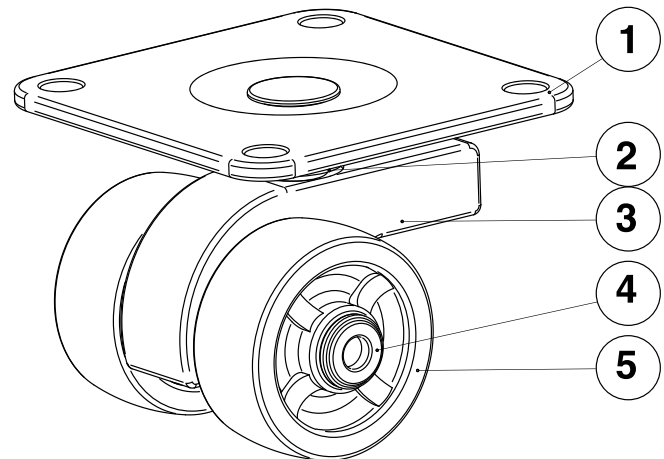
UNIT : mm

MODEL	자중 (NET WEIGHT) Kg	Kg									
		1EA	4EA	Ø	W	F	F1	Hole	H	O	L
ACTM-400 SWIVEL	0.52	140	400	Ø50	22×2	90×90	70×70	Ø9	65	20	90
ACTM-400 RIGID	0.38	140	400	Ø50	22×2	92×64	73×45	Ø9	65	-	92

※ 상세치수는 CAD DWG 참고 바랍니다.

※ Please refer to the CAD DWG for detailed size information.

ACTM



MATERIAL & TREATMENT INFORMATION

MODEL	① TOP PLATE		② SHAFT		③ FRAME		④ PIN		⑤ WHEEL	
	재질 Material	표면처리 Treatments	재질 Material	표면처리 Treatments	재질 Material	표면처리 Treatments	재질 Material	표면처리 Treatments	재질 Material	표면처리 Treatments
ACTM-400 SWIVEL	SPC	아연도금/Zn Galvanized	Swrch 10A	아연도금/Zn Galvanized	알루미늄 다이캐스팅 ALDC12		Swrch 10A	아연도금 / Zn Galvanized	PA6	검정색 Black
ACTM-400 RIGID					SPC	아연도금/Zn Galvanized				

ACP SERIES

경하중용

LIGHT DUTY PURPOSE

FEATURES

- 손쉬운 이동성, 고정성, 높낮이 조정성, 저상형, 저가형
- Easy moving, fixing, adjustable height, low-deck type, competitive price

APPLICATION

- 금융기기, 통신장비
- Financial instruments(ATM), Communications equipment, etc.



- 개당 허용 하중 (Load / Unit) : 140Kg/EA
- 추천 허용 하중 (Recommend) : 400Kg/4EA
 - 사용 온도 (Temperature) : -10~60°C
 - RoHS 대응 가능 (Acceptable for RoHS)

ORDERING CODE

AC	P	200	F
ALPOTECH Carrymaster	Pressed	Serial Number	F : Flange S : Stem



ACP-200F



ACP-200S

DIMENSION

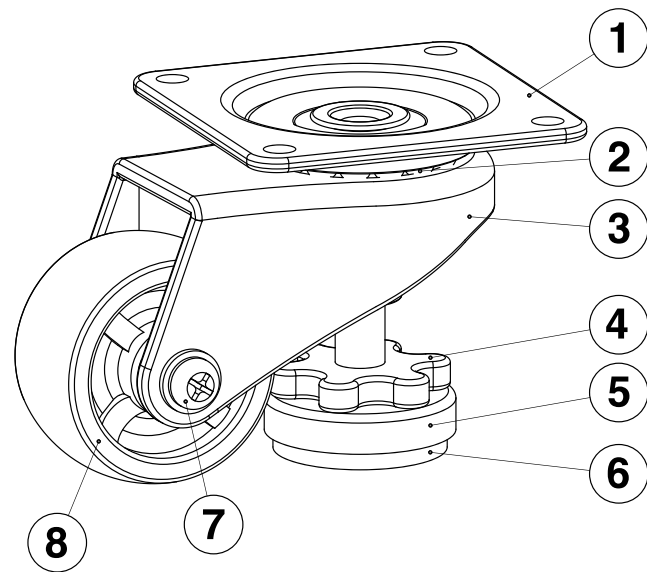
UNIT : mm

MODEL	자중 (NET WEIGHT)	Kg													
	Kg	1EA	4EA	Ø	W	F	F1	Hole	H	I	L	O	Tap (Order)	X	Y
ACP-200F	0.56	140	400	Ø50	26	73×73	58×58	Ø6.5	70	9	110	48	-	-	-
ACP-200S	0.54	140	400	Ø50	26	-	-	-	70	9	99	48	M12 (M16)	52	46

※ 상세치수는 CAD DWG 참고 바랍니다.

※ Please refer to the CAD DWG for detailed size information.

ACP



MATERIAL & TREATMENT INFORMATION

MODEL	① TOP PLATE		② BALL		③ FRAME		④ LEVELER		⑤ CUP		⑥ FOOT		⑦ PIN		⑧ WHEEL	
	재질 Material	표면처리 Treatments	재질 Material	표면처리 Treatments	재질 Material	표면처리 Treatments	재질 Material	표면처리 Treatments	재질 Material	표면처리 Treatments	재질 Material	표면처리 Treatments	재질 Material	표면처리 Treatments	재질 Material	표면처리 Treatments
ACP-200F	SPC	아연도금 / Zn	STB2	니켈크롬 도금 / Ni-Cr	SPC	아연도금 / Zn	Swrch 10A	아연도금 / Zn	SPC	아연도금 / Zn	NBR & Urethane	검정색 & 노란색 Black & Yellow	Swrch 10A	아연도금 / Zn	PA6	검정색 Black
ACP-200S	S45C	Galvanized				Galvanized		Galvanized		Galvanized				Galvanized		

OPTION

■ FOOT : 하부 패드 우레탄 (Changeable Foot by Urethane)

ACPB SERIES

중하중용

MEDIUM DUTY PURPOSE

FEATURES

- 볼 베어링을 사용하여 회전성 및 구름성이 우수
- 장시간 하중에도 휠에 변형 발생이 없음
- 휠 커버 사용으로 오염발생이 적음
- Excellent performance in rotation & rolling by inside bearings
- No deformation of the wheel inspite of long time load
- Less contamination in usage of wheel cover

APPLICATION

- 높이의 제한이 있는 기계장비
- Being suitable for equipment with height limit



- 개당 허용 하중 (Load / Unit) : 170~330Kg/EA
- 추천 허용 하중 (Recommend) : 500~1000Kg/4EA
 - 사용 온도 (Temperature) : -10~60°C
 - RoHS 대응 가능 (Acceptable for RoHS)

ORDERING CODE

AC	P	B	500	F
ALPOTECH Carrymaster	Pressed	Bearing	Serial Number	F : Flange



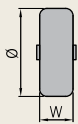
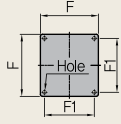
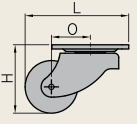
ACPB-500F



ACPB-1000F

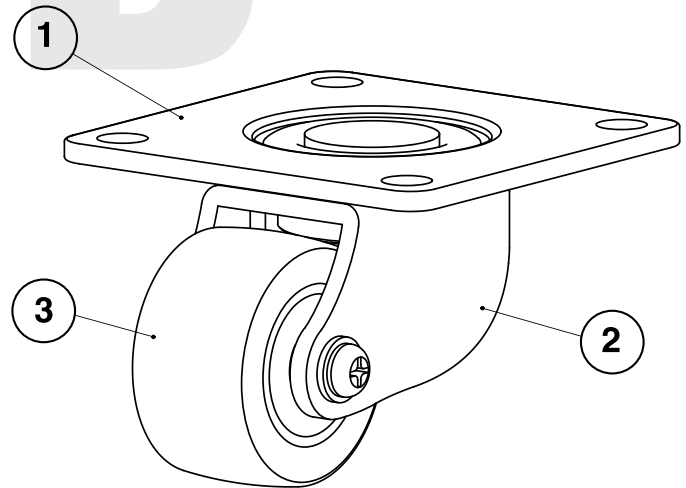
DIMENSION

UNIT : mm

MODEL	자중 (NET WEIGHT) Kg	Kg									
		Kg	1EA	4EA	Ø	W	F	F1	Hole	H	L
ACPB-500F	0.50	170	500	Ø50	27	73×73	58×58	Ø6.5	65	98	36
ACPB-1000F	1.18	330	1000	Ø75	43	90×90	70×70	Ø9.5	100	123	40

- ※ 상세치수는 CAD DWG 참고 바랍니다.
- ※ 휠에 볼 베어링을 사용하여, 회전성능 및 구름성이 우수합니다.
- ※ 장시간 하중을 받더라도 휠에 변형발생이 없습니다.
- ※ 휠 커버 사용으로 오염발생이 적습니다.
- ※ Please refer to the CAD DWG for detailed size information.
- ※ Using ball bearings in wheels, turning force is excellent.
- ※ No wheels are modified despite weight for long periods of time.
- ※ Using wheel covers, pollution hardly occur.

ACPB



MATERIAL & TREATMENT INFORMATION

MODEL	① TOP PLATE		② FRAME		③ WHEEL	
	재질 Material	표면처리 Treatments	재질 Material	표면처리 Treatments	재질 Material	표면처리 Treatments
ACPB-500F	SPC	아연도금 / Zn Galvanized	SPC	아연도금 / Zn Galvanized	아세탈 / POM	-
ACPB-1000F						

ACMU/ACMM SERIES

중하중용
MEDIUM DUTY PURPOSE

FEATURES

- 구름성 및 선회성이 우수
- Excellent performance in rotation & rolling

APPLICATION

- 반도체 제조장비, 전자부품 생산설비, 현상기, 실험장비, 이화학기기, 컴퓨터용 후레임, 의료기기
- Semiconductor equipment, Electronic parts production facilities, Developing machines, Laboratory equipment, Chemical equipment, Medical devices



- 개당 허용 하중 (Load / Unit) : 400~800Kg/EA
- 추천 허용 하중 (Recommend) : 1200~2400Kg/4EA
 - 사용 온도 (Temperature) : -10~60℃
 - RoHS 대응 가능 (Acceptable for RoHS)

ORDERING CODE

AC	M	U	100	SF	B
ALPOTECH Carrymaster	Medium Duty	U : Urethane M : MC Nylon	Serial Number	SF : Swivel Flange RF : Rigid Flange	B : Brake Blank : No Brake



ACMU-SF



ACMU-RF



ACMM-SF



ACMM-SFB



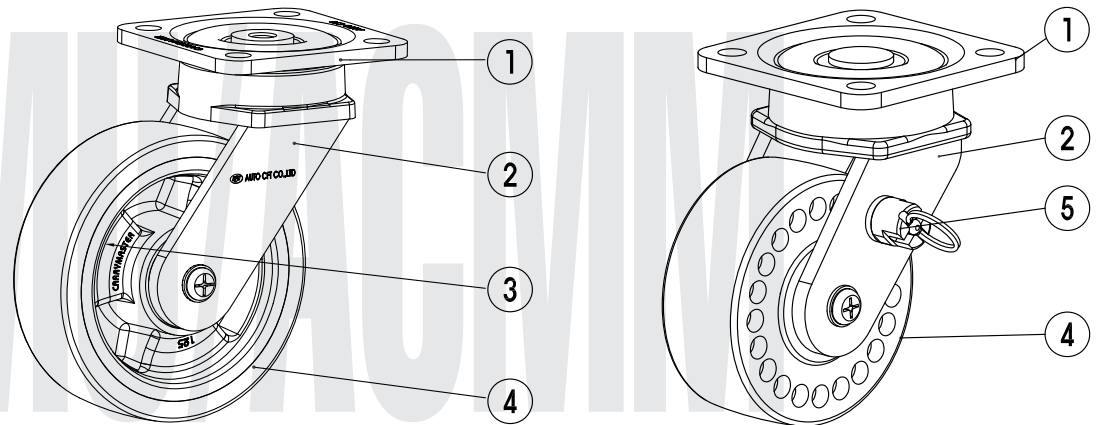
ACMM-RF

DIMENSION

UNIT : mm

MODEL	자중 (NET WEIGHT)		Kg		Ø		F			H		
	Kg		1EA	4EA	W	F	F1	Hole	H	L	O	
	SF	RF										Ø
ACMU(A)-75SF/RF	1.8	1.3	400	1200	Ø75	40	95×95	70×70	Ø11	113	120	35
ACMM-75SF/RF	1.7	1.2	650	1950								
ACMU(A)-100SF/RF	2.1	1.5	450	1350	Ø100	40	95×95	70×70	Ø11	138	138	40
ACMM-100SF/SFB/RF/RFB	1.9	1.4	700	2100								
ACMU(A)-125SF/RF	2.3	1.7	500	1500	Ø125	40	95×95	70×70	Ø11	160	160	50
ACMM-125SF/SFB/RF/RFB	2.2	1.6	750	2250								
ACMU(A)-150SF/RF	2.5	2.0	550	1650	Ø150	40	95×95	70×70	Ø11	185	173	50
ACMM-150SF/SFB/RF/RFB	2.4	1.9	800	2400								

※ 상세치수는 CAD DWG 참고 바랍니다.
 ※ Please refer to the CAD DWG for detailed size information.



MATERIAL & TREATMENT INFORMATION

MODEL	① TOP PLATE		② FRAME		③ WHEEL CORE		④ WHEEL		⑤ BRAKE	
	재질 Material	표면처리 Treatments	재질 Material	표면처리 Treatments	재질 Material	표면처리 Treatments	재질 Material	재질 Material	표면처리 Treatments	
ACMU(A)-75SF/RF	SPC	아연도금 / Zn Galvanized	S45C & SPHC	아연도금 / Zn Galvanized	Aluminum		Polyurethane (Antistatic polyurethane)	-	-	
ACMM-75SF/RF							Mc nylon	-	-	
ACMU(A)-100SF/RF							Polyurethane (Antistatic polyurethane)	-	-	
ACMM-100SF/SFB/RF/RFB							Mc nylon	Zn	아연도금	
ACMU(A)-125SF/RF							Polyurethane (Antistatic polyurethane)	-	-	
ACMM-125SF/SFB/RF/RFB							Mc nylon	Zn	아연도금	
ACMU(A)-150SF/RF							Polyurethane (Antistatic polyurethane)	-	-	
ACMM-150SF/SFB/RF/RFB							Mc nylon	Zn	아연도금	

REMARK ■ 폴리우레탄 코팅 경도 : Shore "A" 95±2 ° (Polyurethane tread hardness)

ACHU/ACHM SERIES

고하중용
HEAVY DUTY PURPOSE

FEATURES

- 스러스트 테이퍼 베어링 적용으로 고하중에서도 구름성 및 선회력이 우수
- Excellent performance in rotation & rolling in usege of different bearings

APPLICATION

- 반도체 제조장비, 전자부품 생산설비, 현상기, 실험장비, 이화학기기, 컴퓨터용 후레임, 의료기기
- Semiconductor equipment, Electronic parts production facilities, Developing machines, Laboratory equipment, Chemical equipment, Medical devices



- 개당 허용 하중 (Load / Unit) : 670~2400Kg/EA
- 추천 허용 하중 (Recommend) : 2000~7000Kg/4EA
 - 사용 온도 (Temperature) : -10~60℃
 - RoHS 대응 가능 (Acceptable for RoHS)
 - 구리스 니블 요청시 장착가능



ORDERING CODE

AC	H	U	100	SF	B
ALPOTECH Carrymaster	Heavy Duty	U : Urethane M : MC Nylon	Serial Number	SF : Swivel Flange RF : Rigid Flange	B : Brake Blank : No Brake



ACHU-SF



ACHU-RF



ACHM-SF



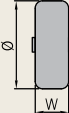
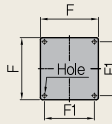
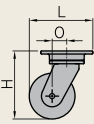
ACHM-SFB



ACHM-RF

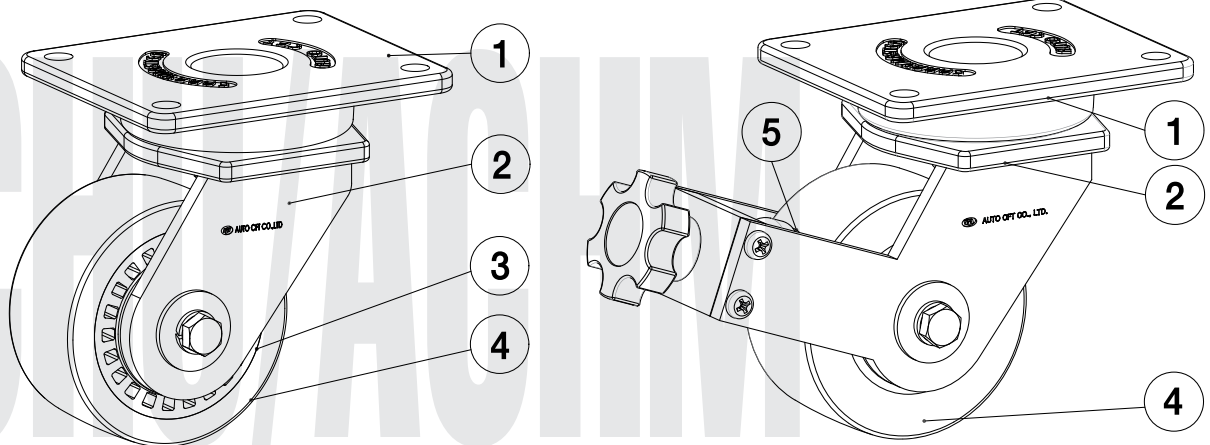
DIMENSION

UNIT : mm

MODEL	자중 (NET WEIGHT)		Kg									
	Kg											
	SF	RF	1EA	4EA	Ø	W	F	F1	Hole	H	L	O
ACHU(A)-100SF/SFB/RF	7.3	5.0	670	2000	Ø100	60	170×140	140×105	Ø14	159	175	40
ACHM-100SF/SFB/RF	7.1	4.9	1000	3000								
ACHU(A)-125SF/SFB/RF	7.9	5.6	1000	3000	Ø125	60	170×140	140×105	Ø14	181	198	50
ACHM-125SF/SFB/RF	7.6	5.3	1400	4000								
ACHU(A)-150SF/SFB/RF	8.2	6.0	1400	4000	Ø150	60	170×140	140×105	Ø14	208	208	50
ACHM-150SF/SFB/RF	8.0	5.8	2000	6000								
ACHU(A)-200SF/SFB/RF	9.5	7.2	1700	5000	Ø200	60	170×140	140×105	Ø14	253	245	60
ACHM-200SF/SFB/RF	9.2	6.9	2400	7000								

※ 상세치수는 CAD DWG 참고 바랍니다.

※ Please refer to the CAD DWG for detailed size information.



MATERIAL & TREATMENT INFORMATION

MODEL	① TOP PLATE		② FRAME		③ WHEEL CORE		④ WHEEL	⑤ BRAKE	
	재질 Material	표면처리 Treatments	재질 Material	표면처리 Treatments	재질 Material	표면처리 Treatments	재질 Material	재질 Material	표면처리 Treatments
ACHU(A)-100SF/SFB/RF	S45C	아연도금 / Zn Galvanized	S45C & SPHC	아연도금 / Zn Galvanized	Aluminum		Polyurethane (Antistatic polyurethane)	Polyurethane	-
ACHM-100SF/SFB/RF							Mc nylon		
ACHU(A)-125SF/SFB/RF							Polyurethane (Antistatic polyurethane)		
ACHM-125SF/SFB/RF							Mc nylon		
ACHU(A)-150SF/SFB/RF							Polyurethane (Antistatic polyurethane)		
ACHM-150SF/SFB/RF							Mc nylon		
ACHU(A)-200SF/SFB/RF							Polyurethane (Antistatic polyurethane)		
ACHM-200SF/SFB/RF							Mc nylon		

REMARK

■ 폴리우레탄 코팅 경도 : Shore "A" 95±2 ° (Polyurethane tread hardness)

ACHUT/ACHMT SERIES

고하중용
HEAVY DUTY PURPOSE

FEATURES

- 부착높이가 낮으면서 고하중 적용가능
- TWIN WHEEL 적용으로 선회성능 및 회전성능이 우수
- Being available for equipment with low-height & heavy load
- Twin wheel being excellent performance in circling

APPLICATION

- 높이의 제한이 있는 장비
- 각종 기계 장비
- Being suitable for equipment with height limit
- Various machinery and equipment



- 개당 허용 하중 (Load / Unit) : 800~2300Kg/EA
- 추천 허용 하중 (Recommend) : 2400~6900Kg/4EA
 - 사용 온도 (Temperature) : -10~60℃
 - RoHS 대응 가능 (Acceptable for RoHS)
 - 구리스 니플 요청시 장착가능

ORDERING CODE

AC	H	U	T	100	SF
ALPOTECH Carrymaster	Heavy Duty	U : Urethane M : MC Nylon	Twin Wheel	Serial Number	SF : Swivel Flange RF : Rigid Flange



ACHUT-SF



ACHUT-RF



ACHMT-SF



ACHMT-RF

DIMENSION

UNIT : mm

MODEL	자중 (NET WEIGHT)		Kg									
	Kg											
	SF	RF	1EA	4EA	Ø	W	F	F1	Hole	H	L	O
ACHUT(A)-75SF/RF	6.0	3.8	800	2400	Ø75	40×2	140×140	110×110	Ø14	125	153	45
ACHMT-75SF/RF	5.9	3.7	1700	5100								
ACHUT(A)-100SF/RF	6.6	4.4	1000	3000	Ø100	40×2	140×140	110×110	Ø14	150	170	50
ACHMT-100SF/RF	6.3	4.1	1900	5700								
ACHUT(A)-125SF/RF	6.9	4.7	1200	3600	Ø125	40×2	140×140	110×110	Ø14	175	188	55
ACHMT-125SF/RF	6.8	4.6	2100	6300								
ACHUT(A)-150SF/RF	7.3	5.0	1400	4200	Ø150	40×2	140×140	110×110	Ø14	200	205	60
ACHMT-150SF/RF	7.0	4.7	2300	6900								

※ 상세치수는 CAD DWG 참고 바랍니다.

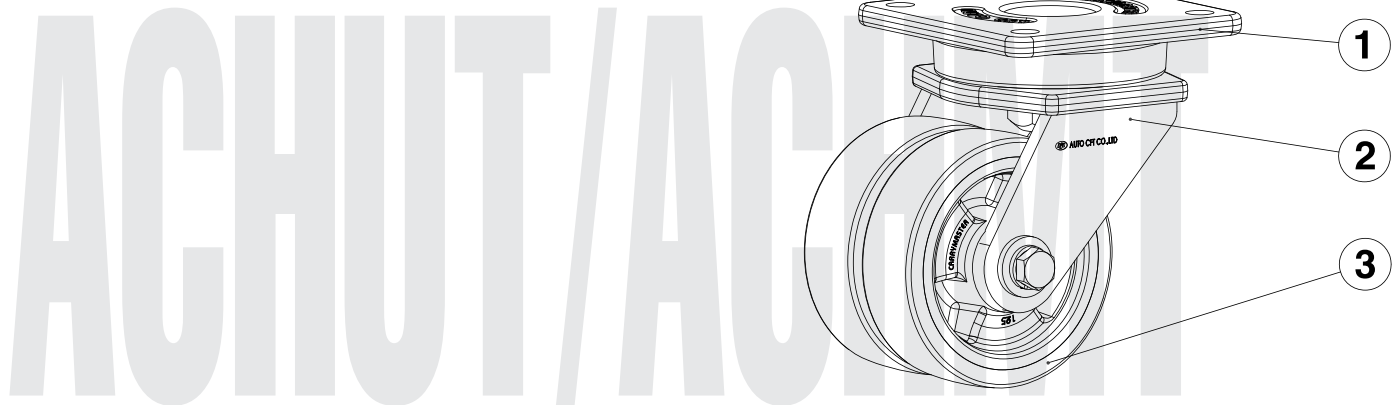
※ 부착높이가 낮으면서 고하중에서 견디도록 설계되었습니다.

※ TWIN WHEEL 적용으로 선회성능 및 회전성능이 우수합니다.

※ Please refer to the CAD DWG for detailed size information

※ ACHUT Series are made to withstand heavy duties on low attachment height.

※ Using twin wheels, turningforce is excellent.



CARRYMASTER

MATERIAL & TREATMENT INFORMATION

MODEL	① TOP PLATE		② FRAME		④ WHEEL
	재질 Material	표면처리 Treatments	재질 Material	표면처리 Treatments	재질 Material
ACHUT(A)-75SF/RF	S45C	아연도금 / Zn Galvanized	S45C & SPHC	아연도금 / Zn Galvanized	AL + Polyurethane (Antistatic polyurethane)
ACHMT-75SF/RF					Mc nylon
ACHUT(A)-100SF/RF					AL + Polyurethane (Antistatic polyurethane)
ACHMT-100SF/RF					Mc nylon
ACHUT(A)-125SF/RF					AL + Polyurethane (Antistatic polyurethane)
ACHMT-125SF/RF					Mc nylon
ACHUT(A)-150SF/RF					AL + Polyurethane (Antistatic polyurethane)
ACHMT-150SF/RF					Mc nylon

REMARK

- 폴리우레탄 코팅 경도 : Shore "A" 95±2° (Polyurethane tread hardness)

ACHHUT SERIES

초고하중용

ULTRA HEAVY DUTY PURPOSE

FEATURES

- 초고하중용 목적으로 설계된 제품으로, 높은 하중에도 구름성 및 선회력이 우수
- Being purposed for equipment with Ultra-heavy load, providing excellent rolling.

APPLICATION

- 12,000kg ~ 18,000kg 장비 및 대차
- Equipment and carriage in weight of 12,000kg ~ 18,000kg



- 해당 허용 하중 (Load / Unit) : 4000~6000Kg/EA
- 추천 허용 하중 (Recommend) : 12000~18000Kg/4EA
 - 사용 온도 (Temperature) : -10~60℃
 - RoHS 대응 가능 (Acceptable for RoHS)
 - 구리스 니플 요청시 장착가능

ORDERING CODE

AC	HH	U	T	200	SF
ALPOTECH Carrymaster	Heavy Heavy Duty	Urethane	Twin wheel	Serial Number	SF : Swivel Flange RF : Rigid Flange



ACHHUT-SF



ACHHUT-RF

DIMENSION

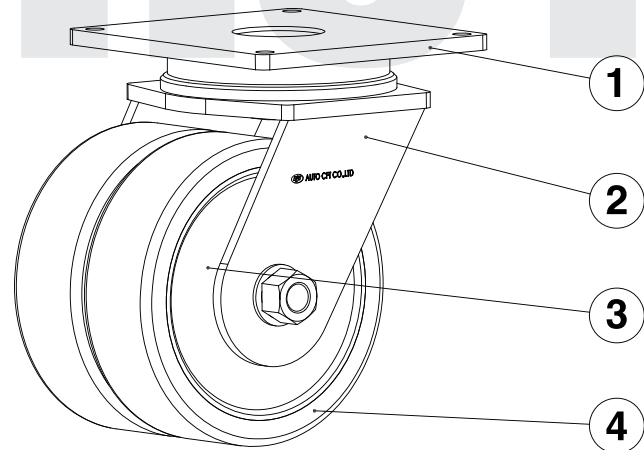
UNIT : mm

MODEL	자중 (NET WEIGHT)		Kg		Ø		F			L		
	Kg		Kg		Ø	W	F	F1	Hole	H	L	O
	SF	RF	1EA	4EA								
ACHHUT(A)-200SF/RF	32	24	4000	12000	Ø200	100×2	305×285	265×245	Ø18	290	303	60
ACHHUT(A)-250SF/RF	62	43	5000	15000	Ø250	100×2	305×285	265×245	Ø18	340	348	80
ACHHUT(A)-300SF/RF	88	71	6000	18000	Ø300	100×2	305×285	265×245	Ø18	390	393	100

※ 상세치수는 CAD DWG 참고 바랍니다.

※ Please refer to the CAD DWG for detailed size information.

ACHHUT



CARRYMASTER

MATERIAL & TREATMENT INFORMATION

MODEL	① TOP PLATE		② FRAME		③ WHEEL CORE		④ WHEEL	
	재질 Material	표면처리 Treatments	재질 Material	표면처리 Treatments	재질 Material	표면처리 Treatments	재질 Material	표면처리 Treatments
ACHHUT(A)-200SF/RF	SPHC	아연도금 / Zn Galvanized	SPHC	아연도금 / Zn Galvanized	알루미늄 Aluminum	-	Polyurethane (Antistatic Polyurethane)	-
ACHHUT(A)-250SF/RF								
ACHHUT(A)-300SF/RF								

REMARK

■ 폴리우레탄 코팅 경도 : Shore "A" 95±2 ° (Polyurethane tread hardness)

ACHHM SERIES

초고하중용

ULTRA HEAVY DUTY PURPOSE

FEATURES

- 초고하중용 목적으로 설계된 제품으로써, 높은 하중에도 구름성이 우수
- Being purposed for equipment with Ultra-heavy load, providing excellent rolling.

APPLICATION

- 21,000kg ~ 27,000kg 장비 및 대차
- Equipment and carriage in weight of 21,000kg ~ 27,000kg



- 개당 허용 하중 (Load / Unit) : 7000~9000Kg/EA
- 추천 허용 하중 (Recommend) : 21000~27000Kg/4EA
 - 사용 온도 (Temperature) : -10~60℃
 - RoHS 대응 가능 (Acceptable for RoHS)
 - 구리스 니플 요청시 장착가능

ORDERING CODE

AC	HH	M	200	SF
ALPOTECH Carrymaster	Heavy Heavy Duty	MC Nylon	Serial Number	SF : Swivel Flange RF : Rigid Flange



ACHHM-SF



ACHHM-RF

DIMENSION

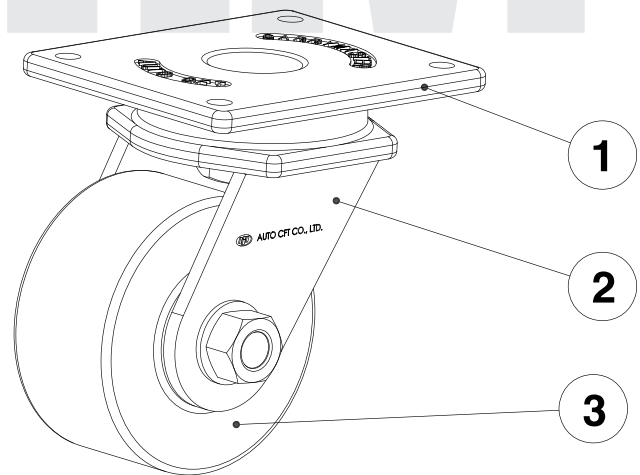
UNIT : mm

MODEL	자중 (NET WEIGHT)		Kg		Ø		F			L		
	Kg		Kg		Ø	W	F	F1	Hole	H	L	O
	SF	RF	1EA	4EA								
ACHHM-200SF/RF	24.9	19.2	7000	21000	Ø200	100	255×215	210×160	Ø18	280	303	75
ACHHM-250SF/RF	27.2	21.7	8000	24000	Ø250	100	255×215	210×160	Ø18	330	333	80
ACHHM-300SF/RF	30.4	24.7	9000	27000	Ø300	100	255×215	210×160	Ø18	380	368	90

※ 상세치수는 CAD DWG 참고 바랍니다.

※ Please refer to the CAD DWG for detailed size information.

ACHHM



MATERIAL & TREATMENT INFORMATION

MODEL	① TOP PLATE		② FRAME		③ WHEEL	
	재질 Material	표면처리 Treatments	재질 Material	표면처리 Treatments	재질 Material	표면처리 Treatments
ACHHM-200SF/RF	S45C / SPHC	아연도금 / Zn Galvanized	SPHC	아연도금 / Zn Galvanized	Mc nylon	-
ACHHM-250SF/RF						
ACHHM-300SF/RF						

ACSU SERIES

경하중용 정밀형 우레탄

LIGHT DUTY PURPOSE POLYURETHANE PRECISION

EDL (Easy Draw Load)



FEATURES

- 구름성 우수, 무소음
- Excellent rolling and noiseless

APPLICATION

- 경량용 운반대, 경량용 카트, 의료기기
- Light load of trolley & carts, Medical devices

MATERIALS (TREATMENTS)

- Top Plate & Bolt : SPC & S45C (Zinc)
- Frame : SPC (Zinc)
- Stopper : TPA (Light Gray)
- Wheel Core : PC (Gray)
- Wheel : Polyurethane (Transparent)



ORDERING CODE

AC	S	U	76	SF
ALPOTECH Carrymaster	Small	Urethane	Serial Number	SFB : Swivel Flange Brake SF : Swivel Flange RF : Rigid Flange SSB : Swivel Stem Brake SS : Swivel Stem SGRB : Swivel Grip Ring Stem Brake SGR : Swivel Grip Ring Stem



ACSU



DIMENSION

UNIT : mm

MODEL	자중 (NET WEIGHT) Kg	Kg		Ø		Slot Hole			H			M		Ø								
		1EA	4EA	Ø	W	F	F1	Hole	H	L	O	M	Y	Ø	L							
ACSU-40SF	0.10	15	45	Ø40	17	45×38	34×27	Ø5.2	54	61	18	-	-	-	-							
ACSU-40RF	0.07					-	-	-	56	55		M8	15	-	-							
ACSU-40SS	0.09					-	-	-	-	-		-	-	-	-							
ACSU-50SF	0.11	20	60	Ø50	17	45×38	34×27	Ø5.2	65	66	18	-	-	-	-							
ACSU-50RF	0.08					-	-	-	67	60		M8	15	-	-							
ACSU-50SS	0.10					-	-	-	-	-		-	-	-	-							
ACSU-64SFB	0.43	30	90	Ø64	24	70×58	55×40	Ø8×13L (slot hole)	91	125	30	-	-	-	-							
ACSU-64SF	0.37								97	30	-					-						
ACSU-64RF	0.22								70	-	-					-						
ACSU-64SSB	0.39					93	86	30	M12	25	-	-	-	-	-	-	-	-				
ACSU-64SF	0.37																		114	30	-	-
ACSU-64SS	0.33																		86	30	-	-
ACSU-64SGRB	0.39					89	86	30	-	-	-	-	-	-	-	-	Ø11	34				
ACSU-64SFR	0.33																		114	30	-	-
ACSU-64SS	0.33																		86	30	-	-
ACSU-76SFB	0.46	35	105	Ø76	24	70×58	55×40	Ø8×13L (slot hole)	105	125	30	-	-	-	-							
ACSU-76SF	0.41								103	30	-					-						
ACSU-76RF	0.25								76	-	-					-						
ACSU-76SSB	0.43					109	92	30	M12	25	-	-	-	-	-	-	-	-				
ACSU-76SF	0.43																		114	30	-	-
ACSU-76SS	0.37																		92	30	-	-
ACSU-76SGRB	0.43					104	92	30	-	-	-	-	-	-	-	-	Ø11	34				
ACSU-76SFR	0.43																		114	30	-	-
ACSU-76SS	0.37																		92	30	-	-
ACSU-102SFB	0.57	40	120	Ø102	24	70×58	55×40	Ø8×13L (slot hole)	125	125	25	-	-	-	-							
ACSU-102SF	0.51								111	25	-					-						
ACSU-102RF	0.36								102	-	-					-						
ACSU-102SSB	0.53					129	102	25	M12	25	-	-	-	-	-	-	-	-				
ACSU-102SF	0.53																		114	25	-	-
ACSU-102SS	0.48																		102	25	-	-
ACSU-102SFRB	0.53					124	102	25	-	-	-	-	-	-	-	-	Ø11	34				
ACSU-102SFR	0.48																		114	25	-	-
ACSU-102SSR	0.48					102	25	-	-	-	-	-	-	-	-	-	Ø11	34				

* 폴리우레탄 코팅 경도 : Shore "A" 80±2°(Polyurethane tread Hardness)

ACLU SERIES

경하중용 정밀형 우레탄

LIGHT DUTY PURPOSE POLYURETHANE PRECISION

EDL (Easy Draw Load)

FEATURES

- 구름성 우수, 무소음
- Excellent rolling and noiseless

APPLICATION

- 병원용 침대, 경량용 운반대, 경량용 카트
- Hospital bed, Light load of trolley & carts

MATERIALS (TREATMENTS)

- Top Plate & Bolt : SPC & S45C (Zinc)
- Frame : SPC (Cr)
- Stopper : TPA (Light Gray)
- Wheel Core : PC (Gray)
- Wheel : Polyurethane (Transparent)



ORDERING CODE

AC	L	U	100	SF
ALPOTECH Carrymaster	Light	Urethane	Serial Number	SFB : Swivel Flange Brake SF : Swivel Flange RF : Rigid Flange SSB : Swivel Stem Brake SS : Swivel Stem



ACLU-SFB



ACLU-SSB



ACLU-SF



ACLU-SS



ACLU-RF

ACLU

ACLU Series는 우수한 구름성과 무소음제품으로
대차에 적용시 성능이 탁월합니다.
(허용하중 : Max.360Kg)

ACLU Series is suitable for trolleys or carts for
excellent rolling as well as noiseless
(Allowable load capacity : Max.360kg)



DIMENSION

UNIT : mm

MODEL	자중 (NET WEIGHT)	Kg		Ø		Slot Hole			Wheel			Bearing			
		1EA	4EA	Ø	W	F	F1	Hole	H	L	O	M	Y		
ACLU-100SFB	0.74	100	300	Ø100	30	95×67	75×44	Ø8.5×12L (slot hole)	136	150	35	-	-		
ACLU-100SF	0.75									133	35				
ACLU-100RF	0.49									100	-				
ACLU-100SSB	0.79									133	35			M12	25
ACLU-100SS	0.70									115	35				
ACLU-127SFB	0.98	110	330	Ø127	30	95×67	75×44	Ø8.5×12L (slot hole)	160	150	35	-	-		
ACLU-127SF	0.88									146	35				
ACLU-127RF	0.86									127	-				
ACLU-127SSB	0.94									133	35			M16	25
ACLU-127SS	0.87									128	35				
ACLU-150SFB	1.14	120	360	Ø150	30	95×67	75×44	Ø8.5×12L (slot hole)	187	158	35	-	-		
ACLU-150SF	1.05									158	35				
ACLU-150RF	0.78									150	-				
ACLU-150SSB	1.13									150	35			M16	25
ACLU-150SS	1.01									150	35				

* 폴리우레탄 코팅 경도 : Shore "A" 80±2°(Polyurethane tread Hardness)

ACLMU SERIES

경·중하중용

LIGHT MEDIUM DUTY PURPOSE

EDL (Easy Draw Load)

FEATURES

- 구름성 및 선회성이 우수
- Dual Brake 적용
- Excellent Performance in rotation & rolling
- Dual Brake Apply

APPLICATION

- 운반용 카트, 의료기기, 반도체 제조장비, 식품 생산설비
- Carts, Medical devices, Semiconductor equipment, Food production equipment

MATERIALS (TREATMENTS)

- Top Plate : SPC (Zinc)
- Frame : SPC (Zinc)
- Stopper : TPA
- Wheel Core : PC (Gray)
- Wheel : Polyurethane (Transparent)



ORDERING CODE

AC	L	M	U	100	SF
ALPOTECH Carrymaster	Light	Medium	Urethane	Serial Number	SFB : Swivel Flange Brake SF : Swivel Flange RF : Rigid Flange



ACLMU-SFB



ACLMU-SF



ACLMU-RF

ACLMU

ACLMU 시리즈는 구름성이 우수하며
대차에 적용시 성능이 탁월합니다.
(허용하중 : Max. 660Kg)

ACLMU Series is suitable for
trolleys or carts for excellent rolling
(Allowable load capacity : Max. 660Kg)



CARRYMASTER



DIMENSION

UNIT : mm

MODEL	자중 (NET WEIGHT)	Kg									
		Kg	1EA	4EA	Ø	W	F	F1	Hole	H	L
ACLMU-100SFB	1.26	160	480	Ø100	40	105×85	77×57	Ø9×13L (slot hole)	138	179	48
ACLMU-100SF	1.08									154	48
ACLMU-100RF	0.74									105	-
ACLMU-125SFB	1.42	190	570	Ø125	40	105×85	77×57	Ø9×13L (slot hole)	166	179	44
ACLMU-125SF	1.24									161	44
ACLMU-125RF	0.92									125	-
ACLMU-150SFB	1.58	220	660	Ø150	40	105×85	77×57	Ø9×13L (slot hole)	191	179	39
ACLMU-150SF	1.42									169	39
ACLMU-150RF	1.10									150	-

※ 폴리우레탄 코팅 경도 : Shore "A" 80±2°(Polyurethane tread Hardness)

ACLHU SERIES

중하중용

MEDIUM DUTY PURPOSE

EDL (Easy Draw Load)

FEATURES

- 구름성 및 선회성이 우수
- Dual Brake 적용
- Excellent Performance in rotation & rolling
- Dual Brake Apply

APPLICATION

- 운반용 카트, 의료기기, 반도체 제조장비, 식품 생산설비
- Carts, Medical devices, Semiconductor equipment, Food production equipment

MATERIALS (TREATMENTS)

- Top Plate : SPC (Zinc)
- Frame : SPC (Zinc)
- Stopper : TPA
- Wheel Core : PC (Gray)
- Wheel : Polyurethane



ORDERING CODE

AC	L	H	U	100	SF
ALPOTECH Carrymaster	Light	Heavy	Urethane	Serial Number	SFB : Swivel Flange Brake SF : Swivel Flange RF : Rigid Flange



ACLHU-SFB



ACLHU-SF



ACLHU-RF

ACLHU

ACLHU 시리즈는 구름성이 우수하며
대차에 적용시 성능이 탁월합니다.
(허용하중 : Max. 900Kg)

ACLHU Series is suitable for trolleys or carts for
excellent rolling (Allowable load capacity : Max. 900Kg)



CARRYMASTER

DIMENSION

UNIT : mm

MODEL	자중 (NET WEIGHT)	Kg									
		Kg	1EA	4EA	Ø	W	F	F1	Hole	H	L
ACLHU-100SFB	1.26	240	720	Ø100	40	105×85	77×57	Ø9×13L (slot hole)	138	179	48
ACLHU-100SF	1.08									154	48
ACLHU-100RF	0.74									105	-
ACLHU-125SFB	1.42	270	810	Ø125	40	105×85	77×57	Ø9×13L (slot hole)	166	179	44
ACLHU-125SF	1.24									161	44
ACLHU-125RF	0.92									125	-
ACLHU-150SFB	1.58	300	900	Ø150	40	105×85	77×57	Ø9×13L (slot hole)	191	179	39
ACLHU-150SF	1.42									169	39
ACLHU-150RF	1.10									150	-

* 폴리우레탄 코팅 경도 : Shore "A" 80±2°(Polyurethane tread Hardness)

ACHR SERIES

고하중용

HEAVY DUTY PURPOSE

EDL (Easy Draw Load)

FEATURES

- 공기를 주입하지 않는 완충용 고무로 제작된 솔리드 타이어
- 운송시설 및 제품을 보호하는 충격 및 진동흡수
- 구름성 우수, 오랜 수명
- Solid Tire manufactured by buffer rubber that does not require air injection
- Ensure shock & vibration absorption, which protects the transport equipment and goods
- Low rolling resistance and long shelf life

APPLICATION

- 옥외용 운반대차 (콘크리트, 아스팔트 등)
- Outdoor transport equipment (concrete floor, blacktop pavement etc)



- RoHS 대응 가능 (Acceptable for RoHS)

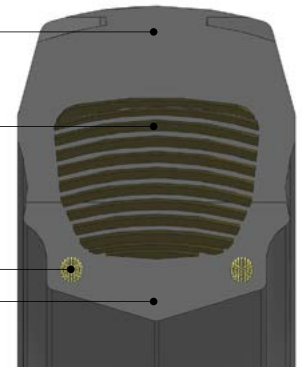


트레드 (Tread)
노면에 접촉하는 내마모성이 강한 재질입니다.
Buffer rubber contained wear resistance.

쿠션 (Chusion)
충격 및 진동을 흡수, 복원력이 우수합니다.
Excellent performance in shock absorption, vibration absorption, stability in driving.

비드와이어 (Bead Wire)
휠(림) 타이어가 강하게 결합되도록 잡아줍니다.
Prevent slipping between cushion tire and rim in load and torsion.

비드 (Bead)
하중과 비틀림에도 휠(림)과 타이어간 미끄럼을 방지합니다.
Combine stongly both cushion tire and rim.



ORDERING CODE

AC	H	R	300	SF	B
ALPOTECH Carrymaster	Heavy	Rubber	Serial Number	SF : Swivel Flange RF : Rigid Flange	B : Brake Blank : No Brake



ACHR-RF



ACHR-SF



ACHR-SFB



DIMENSION

UNIT : mm

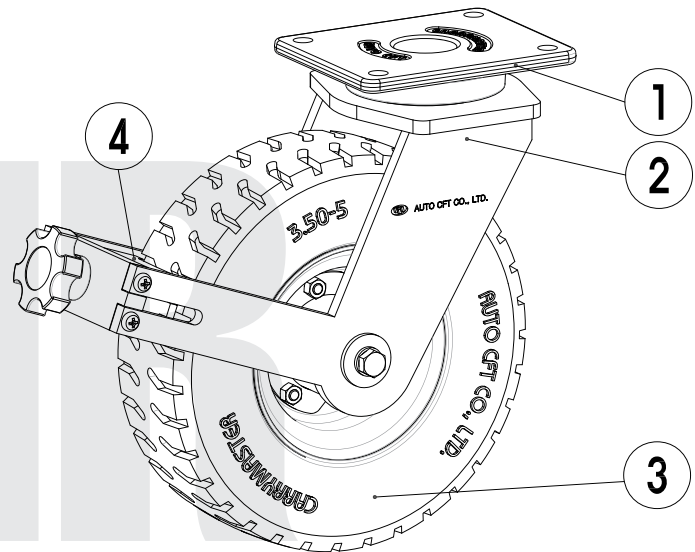
MODEL	자중 (NET WEIGHT)	Kg						Ø		F			L		
		6Km/h		10Km/h		25Km/h		Ø	W	F	F1	Hole	H	L	O
		1EA	4EA	1EA	4EA	1EA	4EA								
ACHR-300SF/SFB	17.5	500	1500	450	1350	350	1050	Ø306	102	170×140	140×105	Ø14	360	323	85
ACHR-300RF	15.0	500	1500	450	1350	350	1050	Ø306	102	170×160	140×115	Ø14×24L (slot hole)	360	306	-
ACHR-400SF/SFB	27.0	900	2700	800	2400	670	2010	Ø410	104	170×140	140×105	Ø14	460	410	100
ACHR-400RF	24.3	900	2700	800	2400	670	2010	Ø410	104	170×160	140×115	Ø14×24L (slot hole)	460	410	-

※ 상세치수는 CAD DWG 참고 바랍니다.

※ Please refer to the CAD DWG for detailed size information.

SOLID TIRE 규격

- 400 : 4.00 - 8/3.00 C2
- 300 : 3.50 - 5/3.00 C2



MATERIAL & TREATMENT INFORMATION

MODEL	① TOP PLATE		② FRAME		③ WHEEL		④ BRAKE	
	재질 Material	표면처리 Treatments	재질 Material	표면처리 Treatments	재질 Material	표면처리 Treatments	재질 Material	표면처리 Treatments
ACHR-300SF/SFB	S45C							
ACHR-300RF	SPHC	아연도금 / Zn	S45C & SPHC	아연도금 / Zn Galvanized	SPC / Rubber	Powder Coated / Rubber	SS400	아연도금 / Zn Galvanized
ACHR-400SF/SFB	S45C	Galvanized						
ACHR-400RF	SPHC							

GOODS BY ORDER

주문생산품

- 회전반경 및 높이에 제한이 있는 경우 Spec 변경 가능
- 사용환경이 열악한 경우 표면처리(도장,도금) 변경 가능
- 사용조건(하중,주행속도)이 열악한 경우 특수휠 적용 가능
- 높낮이 조절이 가능한 CASTER 제작가능

- Changeable specification by order, if rotation and height limited.
- The surface treatment like plating & painting can be changeable.
- If customer want to change wheel because of load & velocity, only wheel can be changeable by order.
- The level adjustment caster can be produce by order with customer's specification.

당사에서는 고객과의 상담을 통하여 하중, 주행속도, 사용환경 등을 고려한 특수한 형태의 CASTER 주문제작이 가능합니다.

We, AUTOCFT CO., LTD. can produce various type of product consider customer's specification & environment by order.






LEVELLING FOOT

04

- 134 A-P / A-PS Series
- 135 A-PR / A-PSR Series
- 136 A-PL / A-PLS Series
- 137 A-PLR / A-PLSR Series
- 138 A-PA / A-PAS Series
- 139 A-PAF / A-PAFS Series
- 140 A-V / A-VS / A-VP / A-VU Series
- 141 A-VF / A-VFU Series
- 142 A-TR Series
- 143 A-TR Housing Series
- 144 A-TRB Series
- 145 A-MB / A-MSB Series
- 146 A-M / A-MS Series
- 147 A-MR / A-MSR Series
- 148 A-MZ / A-MZS Series
- 149 A-MZR / A-MZSR Series
- 150 A-MAL / A-MALS Series
- 151 A-MALR / A-MALSR Series
- 152 A-MA / A-MAS Series
- 153 A-MAR / A-MASR Series
- 154 A-MAVP / A-MASVP Series
- 155 A-MAZR Series
- 156 Anchor Bracket
- 157 Goods by Order
- 158 Packing Informations



회전



조절용
스패너



상 · 하조절



각도조절



브레이크



알루미늄
다이캐스팅



아연
다이캐스팅



이중
브레이크

A-P/A-PS SERIES

경량용

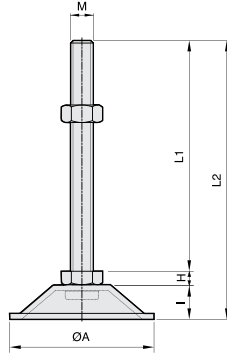
LIGHT DUTY PURPOSE

FEATURES

- 경량용
- Light duty

APPLICATION

- 콘베어, 공작기계, 자동화설비
- Conveyor, Construction machine, Automatic facilities.



ORDERING CODE

A	P	S	6	40
ALPOTECH Levelling Foot	Pressed	S : Stainless Blank : Steel	Screw Dia (mm)	Screw Length (mm)

DIMENSION & MATERIAL

MODEL	DIMENSIONS (mm)					MATERIALS		허용하중 (kg/4EA)	표면처리 Treatments	
	L1	L2	H	I	A	M	Bolt & Nut			Cup
A-P-6 A-PS-6	40	51	4	7	Ø27	M6×1,0	S10C / SUS304	SPC (2t) / SUS304 (2t)	100	니켈도금 (Ni) / 포리싱 (PL)
A-P-8 A-PS-8	40 80	55 95	6	9	Ø37	M8×1,25	S10C / SUS304	SPC (2t) / SUS304 (2t)	200	니켈도금 (Ni) / 포리싱 (PL)
A-P-10 A-PS-10	60 100	80 120	7	13	Ø55	M10×1,5	S10C / SUS304	SPC (3t) / SUS304 (3t)	300	니켈도금 (Ni) / 포리싱 (PL)
A-P-12 A-PS-12	60 90 120 150	81 111 141 171	8	13	Ø55	M12×1,75	S10C / SUS304	SPC (3t) / SUS304 (3t)	500	니켈도금 (Ni) / 포리싱 (PL)
A-P-16 A-PS-16	50 50 80 80 100 100 130 130 150 150 180 180 200 200	73 78 103 108 123 128 153 158 173 178 203 208 223 228	10	13 / 18	Ø55 / Ø75	M16×2,0	S10C / SUS304	SPC (3t) / SUS304 (3t)	800	니켈도금 (Ni) / 포리싱 (PL)
A-P-20 A-PS-20	100 130 150 180 200	131 161 181 211 231	13	18	Ø75	M20×2,5	S10C / SUS304	SPC (3t) / SUS304 (3t)	1000	니켈도금 (Ni) / 포리싱 (PL)

※ 기타 특수사양은 주문제작합니다.
※ Customized goods are available.

A-PR/A-PSR SERIES

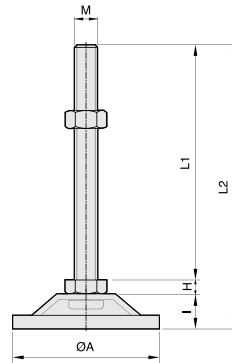
미끄럼방지 고무패드 부착형
ANTI-SLIP WITH RUBBER PAD

FEATURES

- 경량용, 미끄럼방지
- Light duty, anti-slip

APPLICATION

- 콘베어, 공작기계, 자동화설비
- Conveyor, Construction machine, Automatic facilities.



ORDERING CODE

A	P	S	R	6	40
ALPOTECH Levelling Foot	Pressed	S : Stainless Blank : Steel	Rubber	Screw Dia (mm)	Screw length (mm)

DIMENSION & MATERIAL

MODEL	DIMENSIONS (mm)						MATERIALS			허용하중 (kg/4EA)	표면처리 Treatments
	L1	L2	H	I	A	M	Bolt & Nut	Cup	Pad		
A-PR-6 A-PSR-6	40	53	4	9	Ø30	M6×1.0	S10C / SUS304	SPC (2t) / SUS304 (2t)	NBR	100	니켈도금 (Ni) / 포리싱 (PL)
A-PR-8 A-PSR-8	40 80	58 98	6	12	Ø41	M8×1.25	S10C / SUS304	SPC (2t) / SUS304 (2t)	NBR	200	니켈도금 (Ni) / 포리싱 (PL)
A-PR-10 A-PSR-10	60 100	84 124	7	17	Ø60	M10×1.5	S10C / SUS304	SPC (3t) / SUS304 (3t)	NBR	300	니켈도금 (Ni) / 포리싱 (PL)
A-PR-12 A-PSR-12	60 90 120 150	85 115 145 175	8	17	Ø60	M12×1.75	S10C / SUS304	SPC (3t) / SUS304 (3t)	NBR	500	니켈도금 (Ni) / 포리싱 (PL)
A-PR-16 A-PSR-16	50 50 80 80 100 100 130 130 150 150 180 180 200 200	77 83 107 113 127 133 157 163 177 183 207 213 227 233	10	17 / 23	Ø60 / Ø80	M16×2.0	S10C / SUS304	SPC (3t) / SUS304 (3t)	NBR	800	니켈도금 (Ni) / 포리싱 (PL)
A-PR-20 A-PSR-20	100 130 150 180 200	136 166 186 216 236	13	23	Ø80	M20×2.5	S10C / SUS304	SPC (3t) / SUS304 (3t)	NBR	1000	니켈도금 (Ni) / 포리싱 (PL)

※ 기타 특수사양은 주문제작합니다.
※ Customized goods are available.

A-PL/A-PLS SERIES

경량용

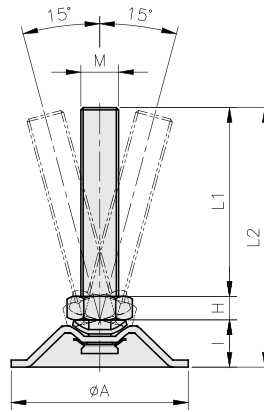
LIGHT DUTY PURPOSE

FEATURES

- 바닥 경사면
- Floor slope

APPLICATION

- 콘베어, 공작기계, 자동화설비
- Conveyor, Construction machine, Automatic facilities.



ORDERING CODE

A	P	L	S	12	60
ALPOTECH Levelling Foot	Pressed	Light Duty	S : Stainless Blank : Steel	Screw Dia (mm)	Screw Length (mm)

DIMENSION & MATERIAL

MODEL	DIMENSIONS (mm)						MATERIALS		허용하중 (kg/4EA)	표면처리 Treatments
	L1	L2	H	I	A	M	Bolt & Nut	Cup		
A-PL-12 A-PLS-12	60	83	8	15	Ø55	M12×1.75	S10C / SUS304	SPC (3t) / SUS304 (3t)	500	니켈도금 (Ni) / 포리싱 (PL)
	90	113								
	120	143								
	150	173								
A-PL-16 A-PLS-16	50	75	10	15 / 20	Ø55 / Ø75	M16×2.0	S10C / SUS304	SPC (3t) / SUS304 (3t)	800	니켈도금 (Ni) / 포리싱 (PL)
	50	80								
	80	105								
	80	110								
	100	125								
	100	130								
	130	155								
	130	160								
	150	175								
	150	180								
	180	205								
	180	210								
200	225									
200	230									
A-PL-20 A-PLS-20	100	133	13	20	Ø75	M20×2.5	S10C / SUS304	SPC (3t) / SUS304 (3t)	1000	니켈도금 (Ni) / 포리싱 (PL)
	130	163								
	150	183								
	180	213								
	200	233								

※ 기타 특수사양은 주문제작합니다.
※ Customized goods are available.

A-PLR/A-PLSR SERIES

미끄럼방지 고무패드 부착형

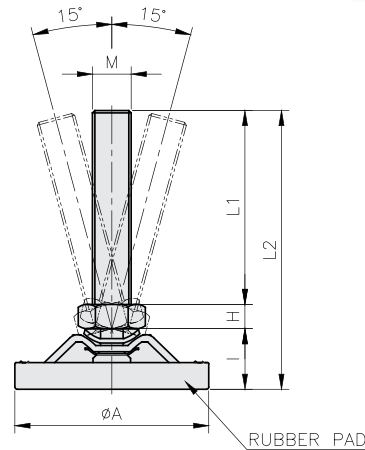
ANTI-SLIP WITH RUBBER PAD

FEATURES

- 바닥 경사면, 미끄럼 방지
- Floor slope, anti-slip

APPLICATION

- 콘베어, 공작기계, 자동화설비
- Conveyor, Construction machine, Automatic facilities.



ORDERING CODE

A	P	L	S	R	12	60
ALPOTECH Levelling Foot	Pressed	Light Duty	S : Stainless Blank : Steel	Rubber	Screw Dia (mm)	Screw Length (mm)

DIMENSION & MATERIAL

MODEL	DIMENSIONS (mm)						MATERIALS			허용하중 (kg/4EA)	표면처리 Treatments
	L1	L2	H	I	A	M	Bolt & Nut	Cup	Pad		
A-PLR-12 A-PLSR-12	60 90 120 150	87 117 147 177	8	19	Ø60	M12×1.75	S10C / SUS304	SPC (3t) / SUS304 (3t)	NBR	500	니켈도금 (Ni) / 포리싱 (PL)
A-PLR-16 A-PLSR-16	50 50 80 80 100 100 130 130 150 150 180 180 200 200	79 85 109 115 129 135 159 165 179 185 209 215 229 235	10	19 / 25	Ø60 / Ø80	M16×2.0	S10C / SUS304	SPC (3t) / SUS304 (3t)	NBR	800	니켈도금 (Ni) / 포리싱 (PL)
A-PLR-20 A-PLSR-20	100 130 150 180 200	138 168 188 218 238	13	25	Ø80	M20×2.5	S10C / SUS304	SPC (3t) / SUS304 (3t)	NBR	1000	니켈도금 (Ni) / 포리싱 (PL)

※ 기타 특수사양은 주문제작합니다.
※ Customized goods are available.

A-PA/A-PAS SERIES

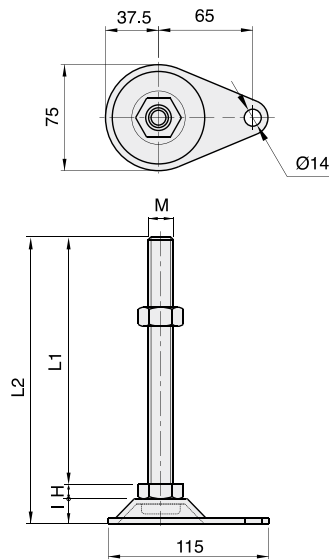
기계 본체 고정형
ANCHOR TYPE

FEATURES

- 바닥앙카 고정형
- Fixed to floor with anchor type

APPLICATION

- 콘베어, 공작기계, 자동화설비
- Conveyor, Construction machine, Automatic facilities.



ORDERING CODE

A	P	A	S	12	60
ALPOTECH Levelling Foot	Pressed	Anchor	S : Stainless Blank : Steel	Screw Dia (mm)	Screw Length (mm)

DIMENSION & MATERIAL

MODEL	DIMENSIONS (mm)					MATERIALS		허용하중 (kg/4EA)	표면처리 Treatments
	L1	L2	H	I	M	Bolt & Nut	Cup		
A-PA-12 A-PAS-12	60	85	8	17	M12×1.75	S10C / SUS304	SPC (3t) / SUS304 (3t)	500	니켈도금 (Ni) / 포리싱 (PL)
	90	115							
	120	145							
	150	175							
A-PA-16 A-PAS-16	50	77	10	17	M16×2.0	S10C / SUS304	SPC (3t) / SUS304 (3t)	800	니켈도금 (Ni) / 포리싱 (PL)
	80	107							
	100	127							
	130	157							
	150	177							
	180	207							
A-PA-20 A-PAS-20	100	130	13	17	M20×2.5	S10C / SUS304	SPC (3t) / SUS304 (3t)	1000	니켈도금 (Ni) / 포리싱 (PL)
	130	160							
	150	180							
	180	210							
	200	230							

※ 기타 특수사양은 주문제작합니다.
※ Customized goods are available.

A-PAF/A-PAFS SERIES

기계 본체 고정형

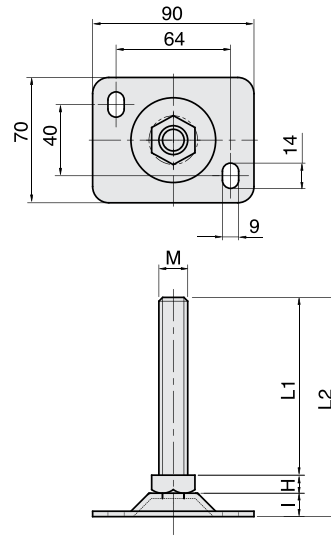
ANCHOR TYPE

FEATURES

- 프로파일 후레임 2단설비 적용에 용이함
- Two-stage equipment of profile frame

APPLICATION

- 콘베어, 공장기계, 자동화설비
- Conveyor, Construction machine, Automatic facilities.



ORDERING CODE

A	P	AF	S	12	60
ALPOTECH Levelling Foot	Pressed	Anchor Flange	S : Stainless Blank : Steel	Screw Dia (mm)	Screw Length (mm)

DIMENSION & MATERIAL

MODEL	DIMENSIONS (mm)					MATERIALS		허용하중 (kg/4EA)	표면처리 Treatments
	L1	L2	H	I	M	Bolt & Nut	Cup		
A-PAF-12 A-PAFS-12	60	81	8	17	M12×1.75	S10C / SUS304	SPC (3t) / SUS304 (3t)	500	니켈도금 (Ni) / 포리싱 (PL)
	90	111							
	120	141							
	150	171							
A-PAF-16 A-PAFS-16	50	73	10	13	M16×2.0	S10C / SUS304	SPC (3t) / SUS304 (3t)	800	니켈도금 (Ni) / 포리싱 (PL)
	80	103							
	100	123							
	130	153							
	150	173							
	180	203							
A-PAF-20 A-PAFS-20	100	126	13	13	M20×2.5	S10C / SUS304	SPC (3t) / SUS304 (3t)	1000	니켈도금 (Ni) / 포리싱 (PL)
	130	156							
	150	176							
	180	206							
	200	226							

※ 기타 특수사양은 주문제작합니다.
※ Customized goods are available.

A-V/A-VS/A-VP/A-VU SERIES

경방진형

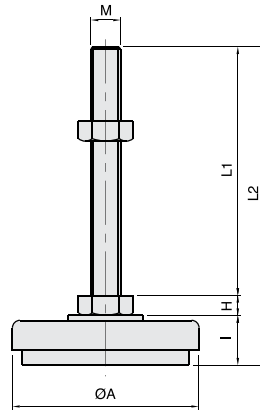
CUSHIONING TYPE

FEATURES

- 저가형, 미끄럼방지
- Competitive price, anti-slip

APPLICATION

- 콘베어, 공작기계, 자동화설비
- Conveyor, Construction machine, Automatic facilities.



ORDERING CODE

A	V	S	6	40
ALPOTECH Levelling Foot	V : Vibration NBR Pad VP : Vibration PVC Pad VU : Vibration Urethand Pad	S : Stainless Blank : Steel	Screw Dia (mm)	Screw Length (mm)

DIMENSION & MATERIAL

MODEL	DIMENSIONS (mm)				MATERIALS			허용하중 (kg/4EA)	표면처리 Treatments		
	L1	L2	H	I	A	M	Bolt & Nut			Cup	Pad
A-V-6 A-VS-6 A-VU-6	40	55.5	4	11.5	Ø28	M6×1.0	S10C / SUS304	SPC (2t) / SUS304 (2t)	NBR Polyurethane	100	니켈도금 (Ni) / 포리싱 (PL)
A-V-8 A-VS-8 A-VU-8	40 80	58 98	5.5	12.5	Ø38	M8×1.25	S10C / SUS304	SPC (2t) / SUS304 (2t)	NBR Polyurethane	200	니켈도금 (Ni) / 포리싱 (PL)
A-V-10 A-VS-10 A-VU-10	60 100	79.5 119.5	7	12.5	Ø38	M10×1.5	S10C / SUS304	SPC (2t) / SUS304 (2t)	NBR Polyurethane	200	니켈도금 (Ni) / 포리싱 (PL)
A-V-12 A-VS-12 A-VP-12 A-VU-12	60 90 120 150	86 116 146 176	8	18	Ø50	M12×1.75	S10C / SUS304	SPC (2t) / SUS304 (2t)	NBR PVC Polyurethane	500	니켈도금 (Ni) / 포리싱 (PL)
A-V-16 A-VS-16 A-VP-16 A-VU-16	50 80 100 130 150 180 200	78 108 128 158 178 208 228	10	18	Ø50 Ø60	M16×2.0	S10C / SUS304	SPC (2t) / SUS304 (2t)	NBR PVC Polyurethane	800	니켈도금 (Ni) / 포리싱 (PL)
A-V-20 A-VS-20 A-VP-20 A-VU-20	100 130 150 180 200	131 161 181 211 231	13	18	Ø60	M20×2.5	S10C / SUS304	SPC (2t) / SUS304 (2t)	NBR PVC Polyurethane	1000	니켈도금 (Ni) / 포리싱 (PL)

※ A-VP SERIES는 하부패드가 PVC연질사출이며 저가형제품입니다.
 ※ A-VU SERIES는 하부패드가 Polyurethane입니다.
 ※ 기타 특수사양은 주문제작합니다.

※ A-VP Series have a bottom pad made PVC and are at low prices.
 ※ A-VU Series have a bottom pad made Polyurethane.
 ※ Customized goods are available.

A-VF/A-VFU SERIES

경방진형

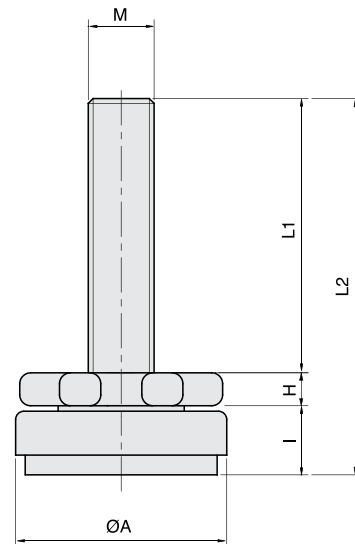
CUSHIONING TYPE

FEATURES

- 저가형, 미끄럼방지, 손잡이 일체형으로 높이 조절이 편리함
- Competitive price, anti-slip, easily adjustable to height

APPLICATION

- 운동기구, 사무자동화기기, 자판기, 통신기기, 광고용 TV Die 등
- Exercise equipment, Office automation equipment, Vending machines, Communication devices, TV advertising Die, etc



ORDERING CODE

A	VF	10	28
ALPOTECH Levelling Foot	V : Vibration NBR Pad in Flower Bolt VFU : Vibration Urethand Pad in Flower Bolt	Screw Dia (mm)	Screw Length (mm)

DIMENSION & MATERIAL

MODEL	DIMENSIONS (mm)						MATERIALS			허용하중 (kg/4EA)	표면처리 Treatments
	L1	L2	H	I	A	M	꽃모양 Bolt	Cup			
A-VF-10 A-VFU-10	28	46.5	6	12.5	Ø38	M10×1.5	S10C	SPC (1.6t)	NBR Polyurethane	400	아연도금 (Zn Galvanized)
A-VF-12 A-VFU-12	35 50	53.5 68.5	6	12.5	Ø38	M12×1.75	S10C	SPC (1.6t)	NBR Polyurethane	600	아연도금 (Zn Galvanized)

※ 기타 특수사양은 주문제작합니다.
※ Customized goods are available.

A-TR SERIES

초고하중용

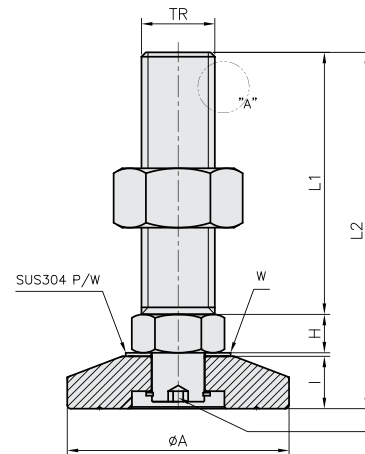
ULTRA HEAVY DUTY PURPOSE

FEATURES

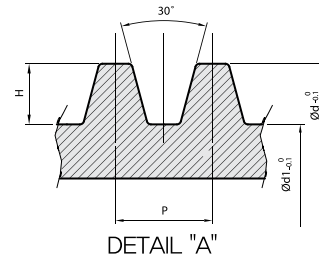
- 금속적 감촉으로 인한 수려한 외관
- 내열성, 내마모성, 비오염성, 밀착성 우수
- 높은 표면경도 Hv400~500, 열처리시 Hv900~1000까지 가능
- Excellent appearance and metallic touch
- Good for heat resistance, abrasion resistance and anti-pollution
- The surface hardness normally Hv 400 to 500, after heated Hv 900 to 1000 possible

APPLICATION

- 공작기계, 자동화 설비, 전용기계, LCD장비
- Machine tools, Automation equipment, LCD equipment, etc



렌치홀(렌치규격 10mm)을 적용하여
상대물과 조립이 편리합니다.
It is easy to mount on the
equipment with the 10mm wrench.



	P	d1	d	H
	피치	골지름	외경	산높이
Tr42×6P	6	34.5	42	3.75
Tr52×7P	7	43.3	52	4.35
Tr60×7P	7	51.3	60	4.35

ORDERING CODE

A	TR	42	150
ALPOTECH Levelling Foot	Screw Thread of Trapezoid Type	Screw Dia (mm)	Screw Length (mm)

DIMENSION & MATERIAL

MODEL	DIMENSIONS (mm)							MATERIALS		허용하중 (kg/4EA)	표면처리 Treatments
	L1	L2	H	W	I	A	Tr	Bolt & Nut	Cup		
A-TR-42	150	204	22	2	30	Ø127	Tr42×6P	S45C	S45C	12000	무전해니켈도금 (E-Ni)
	200	254									
	250	304									
A-TR-52	300	354	27	3	35	Ø147	Tr52×7P	S45C	S45C	16000	무전해니켈도금 (E-Ni)
	150	215									
	200	265									
A-TR-60	250	315	27	3	35	Ø147	Tr60×7P	S45C	S45C	20000	무전해니켈도금 (E-Ni)
	300	365									
	150	215									

※ 기타 특수사양은 주문제작합니다.
※ Customized goods are available.

A-TR HOUSING SERIES

초고하중용

ULTRA HEAVY DUTY PURPOSE

FEATURES

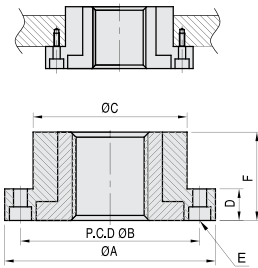
- 내마모성 우수, 내소착성 우수
- 마찰계수가 작아 적은 토크로도 높낮이 조절이 가능
- 상대물에 맞춰서 가공함으로써 정밀한 가공이 가능
- 나사부 마모 및 파손시 BUSHING만 교체 후 사용 가능
- Excellent abrasion resistance, burring resistance
- Easily adjustable to height for low coefficient friction with less power
- Being available to precise machining
- Being possible to use only after replacing busing in case of screw/damaging or abrasion after heated Hv 900 to 1000 possible

APPLICATION

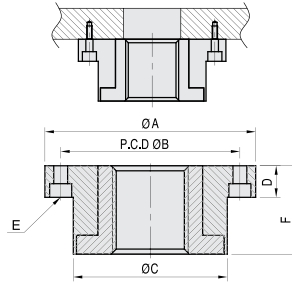
- 공작기계, 자동화 설비, 전용기계, LCD장비
- Machine tools, Automation equipment, LCD equipment, etc



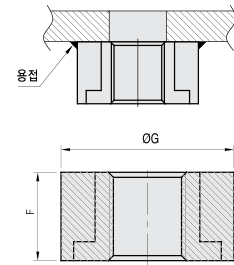
LTH-FI



LTH-FP



LTH-W



ORDERING CODE

L	TH	42
L : Levelling Foot C : Copper	Trapezoid Type of Housing	Screw Dia (mm)

DIMENSION

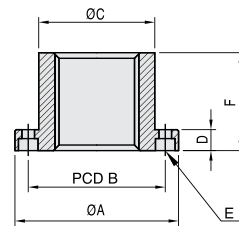
MODEL	SIZE	A	B	C	D	E	F	G
LTH-42	Tr42×6P	Ø147	Ø122	Ø102	25	4-M10 C'Bore	50	Ø117
LTH-52	Tr52×7P	Ø157	Ø132	Ø112	25	4-M10 C'Bore	60	Ø127
LTH-60	Tr60×7P	Ø167	Ø142	Ø122	25	6-M10 C'Bore	70	Ø137



CTH



CTH



DIMENSION

MODEL	SIZE	A	B	C	D	E	F
CTH-42	Tr42×6P	Ø97	Ø78	Ø63	15	4-M8 C'Bore	50
CTH-52	Tr52×7P	Ø107	Ø88	Ø73	15	4-M8 C'Bore	60
CTH-60	Tr60×7P	Ø117	Ø98	Ø83	15	4-M8 C'Bore	70

MATERIALS

MODEL	BUSHING		HOUSING	
	재질 Material	표면처리 Treatments	재질 Material	표면처리 Treatments
LTH	황동 (Bs)	-	S45C & SUS304	백색이연도금 & 무전해 니켈도금 (Zn-Galvanized & E-Ni)
CTH	황동 (Bs)	-	-	-

OPTION

- HOUSING MATERIAL : SM45C, SUS304
- HOUSING PLATING SPECIFICATION : Zn, Electroless-Ni, Non plating

A-TRB SERIES

초고하중 베어링형

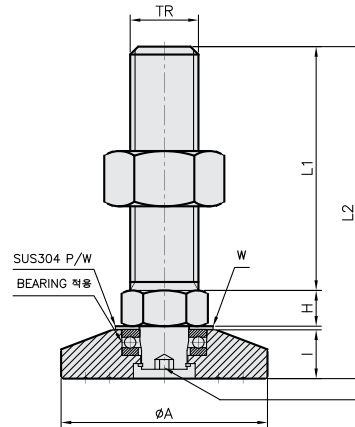
ULTRA HEAVY DUTY BEARING TYPE

FEATURES

- 베어링삽입으로 높이 조절이 용이
- 급속적 감속으로 인한 수려한 외관
- 내열성, 내마모성, 비오염성, 밀착성 우수
- 높은 표면경도 Hv400~500, 열처리시 Hv900~1000까지 가능
- Easily adjustable to level even when it is loaded by inside bearing
- Excellent appearance and metallic touch
- Good for heat resistance, abrasion resistance and anti-pollution
- The surface hardness normally Hv 400 to 500, after heated Hv 900 to 1000 possible

APPLICATION

- 공작기계, 자동화 설비, 전용기계, LCD 장비 등
- Machine tools, automation equipment, LCD equipment, etc



렌치홀(렌치규격 10mm)을 적용하여
상대물과 조립이 편리합니다.
It is easy to mount on the
equipment with the 10mm wrench.

ORDERING CODE

A	TR	B	42	150
ALPOTECH Levelling Foot	Screw Thread of Trapezoid Type	Bearing	Screw Dia (mm)	Screw Length (mm)

DIMENSION & MATERIAL

MODEL	DIMENSIONS (mm)							MATERIALS		허용하중 (kg/4EA)	표면처리 Treatments
	L1	L2	H	W	I	A	Tr	Bolt & Nut	Cup		
A-TRB-42	150	204	22	2	30	Ø127	Tr42×6P	S45C	S45C	12000	무전해니켈도금
	200	254									
	250	304									
	300	354									
A-TRB-52	150	215	27	3	35	Ø147	Tr52×7P	S45C	S45C	16000	무전해니켈도금
	200	265									
	250	315									
	300	365									
A-TRB-60	150	215	27	3	35	Ø147	Tr60×7P	S45C	S45C	20000	무전해니켈도금
	200	265									
	250	315									
	300	365									

※ 기타 특수사양은 주문제작합니다.
※ Customized goods are available.

A-MB/A-MSB SERIES

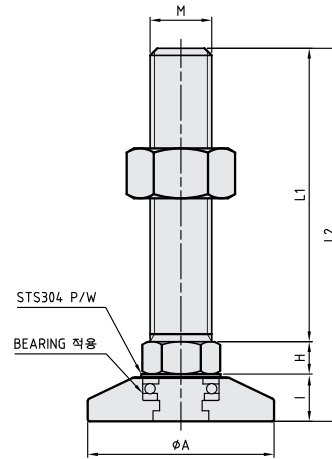
고하중 베어링형
HEAVY DUTY BEARING TYPE

FEATURES

- 베어링삽입으로 높이 조절이 용이
- 단조후 가공품으로 고하중형
- Midium & heavy duty purpose with mechanical working after forging
- Easily adjustable to level even when it is loaded by inside bearing

APPLICATION

- 콘베어, 공작기계, 자동화설비
- Conveyor, Construction machine, Automatic facilities



ORDERING CODE

A	M	S	B	12	60
ALPOTECH Levelling Foot	Mechanical Working	S : Stainless Blank : Steel	Bearing	Screw Dia (mm)	Screw Length (mm)

DIMENSION & MATERIAL

MODEL	DIMENSIONS (mm)						MATERIALS		허용하중 (kg/4EA)	표면처리 Treatments
	L1	L2	H	W	I	A	Bolt & Nut	Cup		
A-MB-24 A-MSB-24	100 130 150 180 200	147.5 177.5 197.5 227.5 247.5	15	32.5	Ø78 Ø98	M24×3.0	S10C / SUS304	S45C / SUS304	4000	니켈도금 (Ni)
A-MB-30 A-MSB-30	150 200	201.5 251.5	19	32.5	Ø78 Ø98	M30×3.5	S10C / SUS304	S45C / SUS304	5000	니켈도금 (Ni)
A-MB-42 A-MSB-42	150 200 250	208.5 258.5 308.5	26	32.5	Ø98 Ø127	M42×4.5	S45C / SUS304	S45C / SUS304	6000	니켈도금 (Ni)

※ 기타 특수사양은 주문제작합니다.
※ Customized goods are available.

A-M/A-MS SERIES

중 · 고하중용

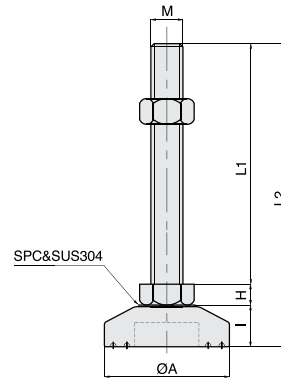
MEDIUM & HEAVY DUTY PURPOSE

FEATURES

- 단조후 가공품으로 중고하중형
- Medium & heavy duty purpose with mechanical working after forging

APPLICATION

- 콘베어, 공작기계, 자동화설비
- Conveyor, Construction machine, Automatic facilities.



ORDERING CODE

A	M	S	12	60
ALPOTECH Levelling Foot	Mechanical Working	S : Stainless Blank : Steel	Screw Dia (mm)	Screw Length (mm)

DIMENSION & MATERIAL

MODEL	DIMENSIONS (mm)					MATERIALS		허용하중 (kg/4EA)	표면처리 Treatments	
	L1	L2	H	I	A	M	Bolt & Nut			Cup
A-M-12 A-MS-12	60 90 120 150	86 / 84 116 / 114 146 / 144 176 / 174	8	16 18	Ø48 Ø60	M12×1.75	S10C / SUS304	S45C / SUS304	1000	니켈도금 (Ni)
A-M-16 A-MS-16	50 80 100 130 150 180 200	86 / 78 116 / 108 136 / 128 166 / 158 186 / 178 216 / 208 236 / 228	10	18 26	Ø60 Ø78	M16×2.0	S10C / SUS304	S45C / SUS304	2000	니켈도금 (Ni)
A-M-20 A-MS-20	100 130 150 180 200	139 / 131 169 / 161 189 / 181 219 / 211 239 / 231	13	18 26	Ø60 Ø78	M20×2.5	S10C / SUS304	S45C / SUS304	3000	니켈도금 (Ni)
A-M-24 A-MS-24	100 130 150 180 200	146 / 141 176 / 171 196 / 191 226 / 221 246 / 241	15	26 31	Ø78 Ø98	M24×3.0	S10C SUS304	S45C / SUS304	4000	니켈도금 (Ni) or 무전해니켈 (E-Ni)
A-M-30 A-MS-30	150 200	200 / 195 250 / 245	19	26 31	Ø78 Ø98	M30×3.5	S10C SUS304	S45C / SUS304	5000	니켈도금 (Ni) or 무전해니켈 (E-Ni)
A-M-42 A-MS-42	150 200 250	207 257 307	26	31	Ø98 Ø127	M42×4.5	S45C / SUS304	S45C / SUS304	6000	니켈도금 (Ni) or 무전해니켈 (E-Ni)

※ 기타 특수사양은 주문제작합니다.
※ Customized goods are available.

A-MR/A-MSR SERIES

중 · 고하중 방진형

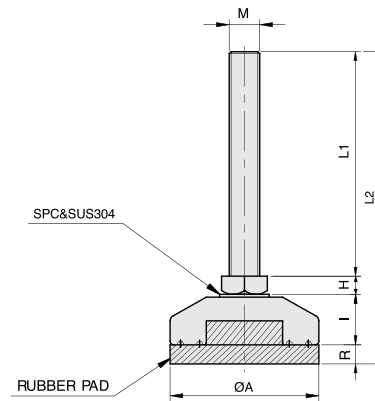
MEDIUM & HEAVY DUTY CUSHIONING TYPE

FEATURES

- 단조후 가공품으로 중고하중형의 방진 및 미끄럼방지
- Medium & heavy duty purpose with mechanical working after forging, anti-vibration, anti-slip

APPLICATION

- 콘베어, 공작기계, 자동화설비
- Conveyor, Construction machine, Automatic facilities.



ORDERING CODE

A	M	S	R	12	60
ALPOTECH Levelling Foot	Mechanical Working	S : Stainless Blank : Steel	Rubber	Screw Dia (mm)	Screw Length (mm)

DIMENSION & MATERIAL

MODEL	DIMENSIONS (mm)							MATERIALS			허용하중 (kg/4EA)	표면처리 Treatments
	L1	L2	H	I	A	R	M	Bolt & Nut	Cup	Pad		
A-MR-12 A-MSR-12	60 90 120 150	91 121 151 181	8	18	Ø60	5	M12×1.75	S10C / SUS304	S45C / SUS304	NBR	1000	니켈도금 (Ni)
A-MR-16 A-MSR-16	50 80 100 130 150 180 200	96 / 83 126 / 113 146 / 133 176 / 163 196 / 183 226 / 213 246 / 233	10	18 26	Ø60 Ø78	5 10	M16×2.0	S10C / SUS304	S45C / SUS304	NBR	2000	니켈도금 (Ni)
A-MR-20 A-MSR-20	100 130 150 180 200	149 / 136 179 / 166 199 / 186 229 / 216 249 / 236	13	18 26	Ø60 Ø78	5 10	M20×2.5	S10C / SUS304	S45C / SUS304	NBR	3000	니켈도금 (Ni)
A-MR-24 A-MSR-24	100 130 150 180 200	156 / 151 186 / 181 206 / 201 236 / 231 256 / 251	15	26 31	Ø78 Ø98	10	M24×3.0	S10C SUS304	S45C / SUS304	NBR	4000	니켈도금 (Ni) or 무전해니켈 (E-Ni)
A-MR-30 A-MSR-30	150 200	210 / 205 260 / 255	19	26 31	Ø78 Ø98	10	M30×3.5	S10C SUS304	S45C / SUS304	NBR	5000	니켈도금 (Ni) or 무전해니켈 (E-Ni)

※ 기타 특수사양은 주문제작합니다.
※ Customized goods are available.

A-MZ/A-MZS SERIES

중 · 고하중용

MEDIUM & HEAVY DUTY PURPOSE

FEATURES

- 아연가공품으로 부식이 방지되며 스테인레스 대체품
- Corrosion resistance by Zn processing, stainless steel replacement

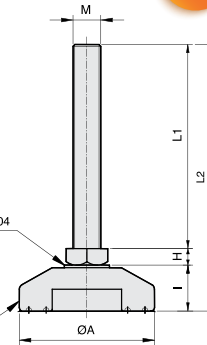
APPLICATION

- 콘베어, 공작기계, 자동화설비
- Conveyor, Construction machine, Automatic facilities.



아연 가공 후 니켈도금 제품이므로 부식이 방지되고 스테인레스와 용도가 동일하며 가격도 저렴함.
Materials Because it has been nickel-coated after zinc processing, it prevents erosion, its use is same as that of stainless products and prices are reasonable.

SPC&SUS304



ORDERING CODE

A	M	Z	S	12	60
ALPOTECH Levelling Foot	Mechanical Working	Zn Cup	S : Stainless (Bolt, Nut) Blank : Steel (Bolt, Nut)	Screw Dia (mm)	Screw Length (mm)

DIMENSION & MATERIAL

MODEL	DIMENSIONS (mm)						MATERIALS		허용하중 (kg/4EA)	표면처리 Treatments
	L1	L2	H	I	A	M	Bolt & Nut	Cup		
A-MZ-12 A-MZS-12	60	89	8	21 26	Ø50 Ø60	M12×1.75	S10C / SUS304	아연 (Zn)	1000	니켈도금 (Ni)
	60	94								
	90	119								
	90	124								
	120	149								
	120	154								
	150	179								
A-MZ-16 A-MZS-16	150	184	10	21 26	Ø50 Ø60 Ø78	M16×2.0	S10C / SUS304	아연 (Zn)	2000	니켈도금 (Ni)
	50	81								
	50	86								
	80	111								
	80	116								
	100	131								
	100	136								
	130	161								
	130	166								
	150	181								
	150	186								
A-MZ-20 A-MZS-20	180	211	13	26	Ø60 Ø78	M20×2.5	S10C / SUS304	아연 (Zn)	3000	니켈도금 (Ni)
	180	216								
	200	231								
	200	236								
	100	139								

※ 기타 특수사양은 주문제작합니다.
※ Customized goods are available.

A-MZR/A-MZSR SERIES

중 · 고하중 방진형

MEDIUM & HEAVY DUTY CUSHIONING TYPE

FEATURES

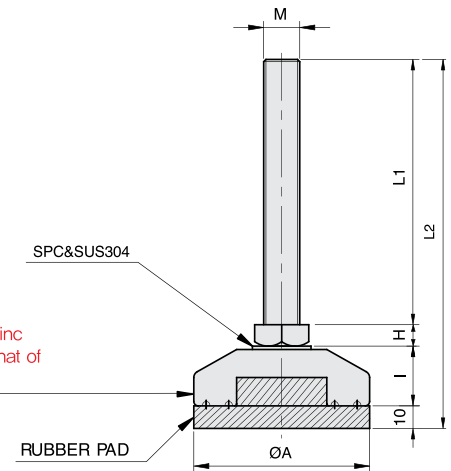
- 아연 가공품으로 부식이 방지되며 스테인레스 대체품, 방진 및 미끄럼 방지형
- Corrosion resistance by Zn processing, stainless steel replacement, anti-vibration, anti-slip

APPLICATION

- 콘베어, 공작기계, 자동화설비
- Conveyor, Construction machine, Automatic facilities.



아연 가공 후 니켈도금 제품이므로 부식이 방지되고 스테인레스와 용도가 동일하며 가격도 저렴함.
Materials Because it has been nickel-coated after zinc processing, it prevents erosion, its use is same as that of stainless products and prices are reasonable.



ORDERING CODE

A	M	Z	S	R	12	60
ALPOTECH Levelling Foot	Mechanical Working	Zn Cup	S : Stainless (Bolt, Nut) Blank : Steel (Bolt, Nut)	Rubber Pad	Screw Dia (mm)	Screw Length (mm)

DIMENSION & MATERIAL

MODEL	DIMENSIONS (mm)						MATERIALS			허용하중 (kg/4EA)	표면처리 Treatments
	L1	L2	H	I	A	M	Bolt & Nut	Cup	Pad		
A-MZR-12 A-MZSR-12	60 90 120 150	104 134 164 194	8	26	Ø60	M12×1.75	S10C / SUS304	아연 (Zn)	NBR	1000	니켈도금 (Ni)
A-MZR-16 A-MZSR-16	50 80 100 130 150 180 200	96 126 146 176 196 226 246	10	26	Ø60 Ø78	M16×2.0	S10C / SUS304	아연 (Zn)	NBR	2000	니켈도금 (Ni)
A-MZR-20 A-MZSR-20	100 130 150 180 200	149 179 199 229 249	13	26	Ø60 Ø78	M20×2.5	S10C / SUS304	아연 (Zn)	NBR	3000	니켈도금 (Ni)

※ 기타 특수사양은 주문제작합니다.
※ Customized goods are available.

A-MAL/A-MALS SERIES

중 · 고하중용

MEDIUM & HEAVY DUTY PURPOSE

FEATURES

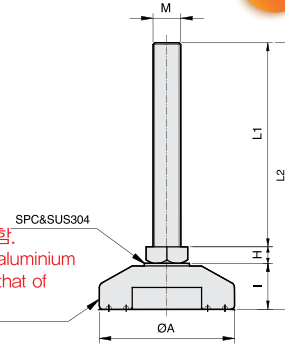
- 알루미늄 도금품으로 부식이 방지되며 스테인레스 대체품, 저가 보급형
- Corrosion resistance by Aluminum coating, stainless steel replacement.

APPLICATION

- 콘베어, 공작기계, 자동화설비
- Conveyor, Construction machine, Automatic facilities.



알루미늄 가공 후 니켈도금 제품이므로 부식이 방지되고 스테인레스와 용도가 동일하며 가격도 저렴함.
Materials Because it has been nickel-coated after aluminium processing, it prevents erosion, its use is same as that of stainless products and prices are reasonable.



ORDERING CODE

A	M	AL	S	12	60
ALPOTECH Levelling Foot	Mechanical Working	AL Cup	S : Stainless (Bolt, Nut) Blank : Steel (Bolt, Nut)	Screw Dia (mm)	Screw Length (mm)

DIMENSION & MATERIAL

MODEL	DIMENSIONS (mm)					MATERIALS		허용하중 (kg/4EA)	표면처리 Treatments	
	L1	L2	H	I	A	M	Bolt & Nut			Cup
A-MAL-12 A-MALS-12	60	89	8	21 26	Ø50 Ø60	M12×1.75	S10C / SUS304	알루미늄 (AL)	1000	니켈도금 (Ni)
	60	94								
	90	119								
	90	124								
	120	149								
	120	154								
	150	179								
150	184									
A-MAL-16 A-MALS-16	50	81	10	21 26	Ø50 Ø60 Ø78	M16×2.0	S10C / SUS304	알루미늄 (AL)	2000	니켈도금 (Ni)
	50	86								
	80	111								
	80	116								
	100	131								
	100	136								
	130	161								
	130	166								
	150	181								
	150	186								
	180	211								
180	216									
200	231									
200	236									
A-MAL-20 A-MALS-20	100	139	13	26	Ø60 Ø78	M20×2.5	S10C / SUS304	알루미늄 (AL)	3000	니켈도금 (Ni)
	130	169								
	150	189								
	180	219								
	200	239								

※ 기타 특수사양은 주문제작합니다.
※ Customized goods are available.

A-MALR/A-MALSR SERIES

중 · 고하중 방진형

MEDIUM & HEAVY DUTY CUSHIONING TYPE

FEATURES

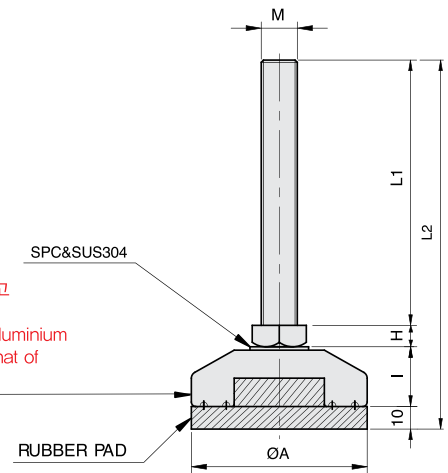
- 알루미늄 도금품으로 부식이 방지되며 스테인레스 대체품, 저가 보급형, 방진 및 미끄럼 방지형
- Corrosion resistance by Aluminum coating, stainless steel replacement, anti-vibration, anti-slip

APPLICATION

- 콘베어, 공작기계, 자동화설비
- Conveyor, Construction machine, Automatic facilities.



알루미늄 가공 후 니켈도금 제품이므로 부식이 방지되고 스테인레스와 용도가 동일하며 가격도 저렴함.
Materials Because it has been nickel-coated after aluminium processing, it prevents erosion, its use is same as that of stainless products and prices are reasonable.



ORDERING CODE

A	M	AL	S	R	12	60
ALPOTECH Levelling Foot	Mechanical Working	AL Cup	S : Stainless (Bolt, Nut) Blank : Steel (Bolt, Nut)	Rubber Pad	Screw Dia (mm)	Screw Length (mm)

DIMENSION & MATERIAL

MODEL	DIMENSIONS (mm)						MATERIALS			허용하중 (kg/4EA)	표면처리 Treatments
	L1	L2	H	I	A	M	Bolt & Nut	Cup	Pad		
A-MALR-12 A-MALSR-12	60	104	8	26	Ø60	M12×1.75	S10C / SUS304	알루미늄 (AL)	NBR	1000	니켈도금 (Ni)
	90	134									
	120	164									
	150	194									
A-MALR-16 A-MALSR-16	50	96	10	26	Ø60 Ø78	M16×2.0	S10C / SUS304	알루미늄 (AL)	NBR	2000	니켈도금 (Ni)
	80	126									
	100	146									
	130	176									
	150	196									
A-MALR-20 A-MALSR-20	100	149	13	26	Ø60 Ø78	M20×2.5	S10C / SUS304	알루미늄 (AL)	NBR	3000	니켈도금 (Ni)
	130	179									
	150	199									
	180	229									
	200	249									

※ 기타 특수사양은 주문제작합니다.
※ Customized goods are available.

A-MA/A-MAS SERIES

중 · 고하중용

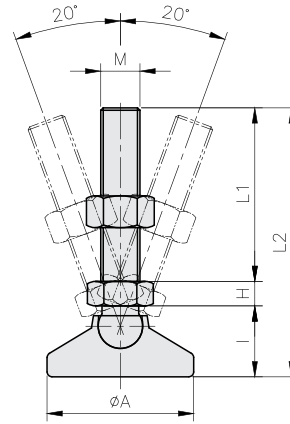
MEDIUM & HEAVY DUTY PURPOSE

FEATURES

- 단조후 가공품으로 중고하중용, 바닥경사면에 사용
- Medium & heavy duty purpose with mechanical working after forging, slope floor

APPLICATION

- 콘베어, 공작기계, 자동화설비
- Conveyor, Construction machine, Automatic facilities.



ORDERING CODE

A	M	A	S	12	60
ALPOTECH Levelling Foot	Mechanical Working	Angle	S : Stainless (Bolt, Nut) Blank : Steel (Bolt, Nut)	Screw Dia (mm)	Screw Length (mm)

DIMENSION & MATERIAL

MODEL	DIMENSIONS (mm)					MATERIALS		허용하중 (kg/4EA)	표면처리 Treatments	
	L1	L2	H	I	A	M	Bolt & Nut			Cup
A-MA-12 A-MAS-12	60 90	97 127	8	29	Ø60	M12×1,75	S10C / SUS304	S45C / SUS304	1000	니켈도금 (Ni)
A-MA-16 A-MAS-16	100 130 150 180 200	143 / 138 173 / 168 193 / 188 223 / 218 243 / 238	10	28 33	Ø60 Ø78	M16×2,0	S10C / SUS304	S45C / SUS304	2000	니켈도금 (Ni)
A-MA-20 A-MAS-20	100 130 150 180 200	146 176 196 226 246	13	33	Ø78	M20×2,5	S10C / SUS304	S45C / SUS304	3000	니켈도금 (Ni)
A-MA-24 A-MAS-24	100 130 150 180 200	151 181 201 231 251	15	36	Ø98	M24×3,0	S10C / SUS304	S45C / SUS304	4000	니켈도금 (Ni) or 무전해니켈 (E-Ni)
A-MA-30 A-MAS-30	150 200	205 255	19	36	Ø98	M30×3,5	S10C / SUS304	S45C / SUS304	5000	니켈도금 (Ni) or 무전해니켈 (E-Ni)
A-MA-42 A-MAS-42	150 200 250	225 275 325	30	45	Ø127	M42×4,5	S45C / SUS304	S45C / SUS304	6000	니켈도금 (Ni) or 무전해니켈 (E-Ni)

※ 충격을 가하거나 권장각도 이상 사용시 Bolt와 Cup이 이탈될 수 있으므로 취급시 주의를 요합니다.
 ※ Bolt and Cup may be separated due to strong impact or exceed the recommended angles.

A-MAR/A-MASR SERIES

중 · 고하중 방진형

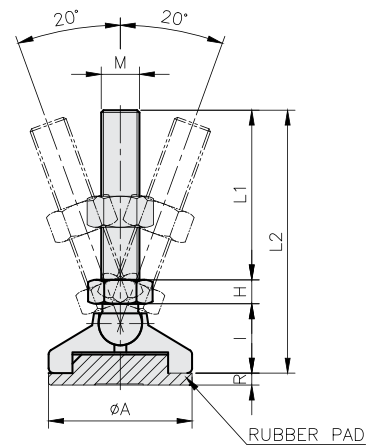
MEDIUM & HEAVY DUTY CUSHIONING TYPE

FEATURES

- 단조 후 가공품으로 중고하중용 바닥경사면에 사용하며 방진 및 미끄럼 방지형
- Medium & heavy duty purpose with mechanical working after forging, slope floor, anti-vibration, anti-slip

APPLICATION

- 콘베어, 공작기계, 자동화설비
- Conveyor, Construction machine, Automatic facilities.



ORDERING CODE

A	M	A	S	R	12	60
ALPOTECH Levelling Foot	Mechanical Working	Angle	S : Stainless (Bolt, Nut) Blank : Steel (Bolt, Nut)	Rubber	Screw Dia (mm)	Screw Length (mm)

DIMENSION & MATERIAL

MODEL	DIMENSIONS (mm)							MATERIALS			허용하중 (kg/4EA)	표면처리 Treatments
	L1	L2	H	I	A	R	M	Bolt & Nut	Cup	Pad		
A-MAR-12 A-MASR-12	60 90	102 132	8	29	Ø60	5	M12×1.75	S10C SUS304	S45C SUS304	NBR	1000	니켈도금 (Ni)
A-MAR-16 A-MASR-16	100 130 150 180 200	153 / 143 183 / 173 203 / 193 233 / 223 253 / 243	10	28 33	Ø60 Ø78	5 10	M16×2.0	S10C SUS304	S45C SUS304	NBR	2000	니켈도금 (Ni)
A-MAR-20 A-MASR-20	100 130 150 180 200	156 186 206 236 256	13	33	Ø78	10	M20×2.5	S10C SUS304	S45C SUS304	3000NBR	3000	니켈도금 (Ni)
A-MAR-24 A-MASR-24	100 130 150 180 200	161 191 211 241 261	15	36	Ø98	10	M24×3.0	S10C SUS304	S45C SUS304	NBR	4000	니켈도금 (Ni) 무전해니켈 (E-Ni)
A-MAR-30 A-MASR-30	150 200	215 265	19	36	Ø98	10	M30×3.5	S10C SUS304	S45C SUS304	NBR	5000	니켈도금 (Ni) 무전해니켈 (E-Ni)

※ 충격을 가하거나 권장각도 이상 사용시 Bolt와 Cup이 이탈될 수 있으므로 취급시 주의를 요합니다.
 ※ Bolt and Cup may be separated due to strong impact or exceed the recommended angles.

A-MAVP/A-MASVP SERIES

중 · 고하중 방진형

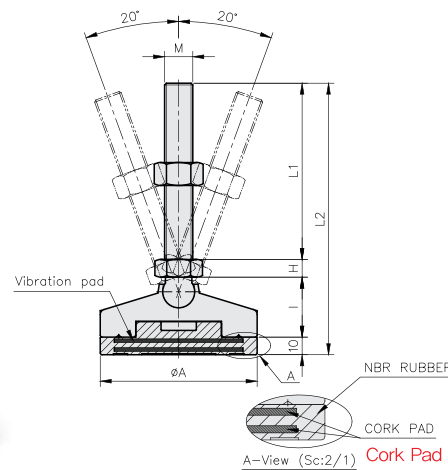
MEDIUM & HEAVY DUTY CUSHIONING TYPE

FEATURES

- 콜크패드 삽입형으로 방진 기능과 바닥 경사면에 사용
- Anti-vibration by cork pad inserted, slope floor

APPLICATION

- 콘베어, 공작기계, 자동화설비
- Conveyor, Construction machine, Automatic facilities.



A-View (Sc:2/1)

Cork Pad 삽입으로 일반 고무패드 보다 방진기능이 우수함
More excellent anti-vibration for cork pad insert than general rubber

ORDERING CODE

A	M	A	S	VP	16	100
ALPOTECH Levelling Foot	Mechanical Working	Angle	S : Stainless Blank : Steel	Vibration Pad	Screw Dia (mm)	Screw Length (mm)

DIMENSION & MATERIAL

MODEL	DIMENSIONS (mm)						MATERIALS			허용하중 (kg/4EA)	표면처리 Treatments
	L1	L2	H	I	A	M	Bolt & Nut	Cup	Pad		
A-MAVP-16	100	153	10	33	Ø89	M16×2.0	S10C	S45C	NBR 폼크	1500	니켈도금 (Ni)
	130	183									
	150	203									
	180	233									
	200	253									
A-MAVP-20	100	156	13	33	Ø89	M20×2.5	S10C	S45C	NBR 폼크	2000	니켈도금 (Ni)
	130	186									
	150	206									
	180	236									
	200	256									
A-MASVP-16	100	153	10	33	Ø89	M16×2.0	SUS304	SUS304	NBR 폼크	1500	
	130	183									
	150	203									
	180	233									
	200	253									
A-MASVP-20	100	156	13	33	Ø89	M20×2.5	SUS304	SUS304	NBR 폼크	2000	
	130	186									
	150	206									
	180	236									
	200	256									

* 충격을 가하거나 권장각도 이상 사용시 Bolt와 Cup이 이탈될 수 있으므로 취급시 주의를 요합니다.
* Bolt and Cup may be separated due to strong impact or exceed the recommended angles.

A-MAZR SERIES

경방진형

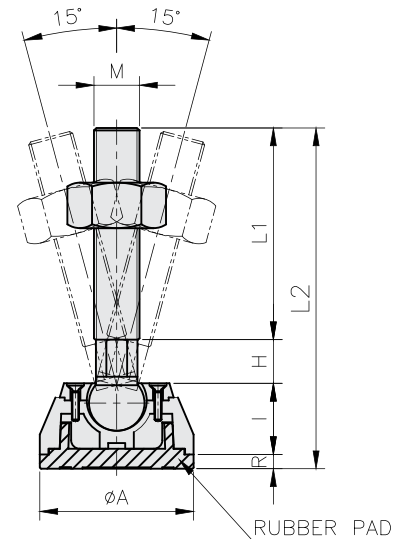
CUSHIONING TYPE

FEATURES

- 아연가공품으로 부식방지 및 바닥 경사면에 사용
- Corrosion resistance by Zn processing, anti-slip

APPLICATION

- 런닝머신, 콘베어, 공작기계, 자동화설비
- Running machines, Conveyor, Construction machine, Automatic facilities



ORDERING CODE

A	M	A	Z	R	12	60
ALPOTECH Levelling Foot	Mechanical Working	Angle	Zn Cup	Rubber Pad	Screw Dia (mm)	Screw Length (mm)

DIMENSION & MATERIAL

MODEL	DIMENSIONS (mm)							MATERIALS			허용하중 (kg/4EA)	표면처리 Treatments
	L1	L2	H	I	A	R	M	Bolt & Nut	Cup	Pad		
A-MAZR-12	60 90	95 125	13	19	Ø40	3	M12×1,75	S10C	Zn	NBR	600	분체도장 (Black)
A-MAZR-16	55 100	101 146	16	25	Ø54	5	M16×2,0	S10C	Zn	NBR	1000	크롬도금 (Cr) & 분체도장 (Black)

※ 기타 특수사양은 주문제작합니다.
※ Customized goods are available.

ANCHOR BRACKET

기계본체 고정형

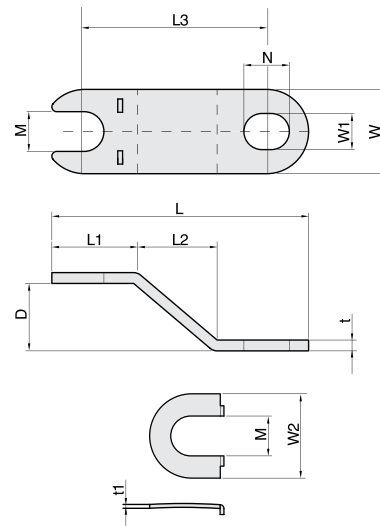
ANCHOR TYPE

FEATURES

- 적용장비의 진동으로 인한 흔들림 및 이동을 완벽하게 차단함
- Excellent protection from shaking & moving to applied equipment of vibration

APPLICATION

- 콘베어, 자동화라인
- Conveyor, Automatic facilities.



ORDERING CODE

A	AB	S	M12
ALPOTECH	Anchor Bracket	S : Stainless Blank : Steel	Anchor Bolt Unit

DIMENSION

MODEL	DIMENSIONS (mm)													MATERIALS		표면처리 Treatments
	L	L1	L2	L3	D	t	W	W1	W2	M	M1	N	t1	Anchor Bracket	Anchor Plate	
A-AB M12	108	37	38	84	21	3	25	10,5	25	12,5	12,5	12,5	1,6t	SPC 3t	SPC 1,6t	니켈도금 (Ni)
A-AB M16	108	38,6	37,5	80	28	3	37	14	37	16,5	16,5	16	1,6t	SPC 3t	SPC 1,6t	니켈도금 (Ni)
A-AB M20	108	40,2	36	77	31	3	37	14	37	20,5	20,5	16	1,6t	SPC 3t	SPC 1,6t	니켈도금 (Ni)
A-ABS M12	108	37	38	84	21	3	25	10,5	25	12,5	12,5	12,5	1,6t	SUS304 3t	SUS304 1,6t	포리싱 (PL)
A-ABS M16	108	38,6	37,5	80	28	3	37	14	37	16,5	16,5	16	1,6t	SUS304 3t	SUS304 1,6t	포리싱 (PL)
A-ABS M20	108	40,2	36	77	31	3	37	14	37	20,5	20,5	16	1,6t	SUS304 3t	SUS304 1,6t	포리싱 (PL)

GOODS BY ORDER

주문생산품

- 내식성을 필요로 하는 제품은 도금사양 변경가능 (무전해, 흑진주, 흑아연등)
- 높낮이 조절시 토르크를 적게하기 위하여 Bearing 삽입형으로 제작가능
- 바닥면이 평탄하지 않을 경우 Bolt부 각도 조절이 가능하도록 제작가능
- Levelling Foot과 Housing을 Set로 제작가능
- Bolt부 열처리 가능
- The plating can be changeable by customer's environment.
- We can make levelling foot inside of bearing by order.
- The bolts can be produce different degree by order.
- The levelling foot and housing can be produce 1 set by order.
- The heating and buffing can be by order

당사의 모든 LEVELLING FOOT은 특수 주문제작이 가능합니다.
Various type and size, special specification of levelling foot can be produce by order.



LEVELLING FOOT

PACKING INFORMATIONS

MODEL	NET WEIGHT (one pcs)		1 PACKAGE		MASTER CARTON			
			GROSS WEIGHT		GROSS WEIGHT		QTY	SIZE
	Kg	lbs	Kg	lbs	Kg	lbs	pcs	L×W×H (m/m)
AC-50F	0,38	0,84	1,68	3,70	34,44	75,93	80	460×340×310
AC-50S	0,38	0,84	1,66	3,66	34,04	75,05	80	460×340×310
AC-300F	0,66	1,46	2,88	6,35	35,40	78,04	48	460×340×310
AC-300S	0,60	1,32	2,72	6,00	33,48	73,81	48	460×340×310
AC-600F	1,26	2,78	5,44	11,99	33,48	73,81	24	460×340×310
AC-600S	1,12	2,47	4,88	10,76	30,12	66,40	24	460×340×310
AC-1000F	1,76	3,88	7,60	16,76	31,18	68,74	16	450×320×290
AC-1000S	1,58	3,48	6,94	15,30	28,54	62,92	16	450×320×290
AC-1300F	1,92	4,23	8,30	18,30	33,98	74,91	16	450×320×290
AC-1300S	1,56	3,44	7,58	16,71	31,10	68,56	16	450×320×290
AC-1800F	3,46	7,63	14,72	32,45	30,12	66,40	8	380×280×310
ACM-600F	0,98	2,16	4,34	9,57	26,82	59,13	24	450×320×290
ACMT-600F	0,92	2,03	4,08	8,99	25,26	55,69	24	450×320×290
ACM-800F	1,20	2,65	5,22	11,51	32,16	70,90	24	460×340×310
ACMT-800F	1,06	2,34	4,66	10,27	28,80	63,49	24	460×340×310
ALC-1000F	2,06	4,54	8,68	19,14	35,56	78,40	16	460×340×310
ALCT-1000F	1,88	4,14	8,12	17,90	33,32	73,46	16	460×340×310
APLC-700F	1,48	3,26	6,52	14,37	26,92	59,35	16	460×340×310
APLC-200F	0,58	1,28	2,64	5,82	24,60	54,23	36	460×340×310
ACT-400F	0,62	1,37	2,88	6,35	18,12	39,95	24	460×340×310
ACT-400S	0,44	0,97	2,24	4,94	14,28	31,48	24	460×340×310
ACT-800F	0,88	1,94	3,86	8,51	24,00	52,91	24	460×340×310
ACT-800S	0,72	1,59	3,40	7,50	21,24	46,83	24	460×340×310
ACTM-400 Swivel	0,52	1,15	2,44	5,38	30,12	66,40	48	460×340×310
ACTM-400 Rigid	0,38	0,84	1,90	4,19	23,64	52,12	48	460×340×310
ACP-200F	0,56	1,23	2,44	5,38	30,12	66,40	48	460×340×310
ACP-200S	0,54	1,19	2,40	5,29	39,24	86,51	64	460×340×310
ACPB-500F	0,50	1,10	2,22	4,89	27,48	60,58	48	460×340×310
ACPB-1000F	1,18	2,60	5,10	11,24	31,44	69,31	24	460×340×310


MODEL	NET WEIGHT (one pcs)				MASTER CARTON (4pcs)					
					GROSS WEIGHT				QTY	SIZE
	Kg		lbs		Kg		lbs		pcs	L×W×H (m/m)
ACMU(ACMM)–75SF	1.8	1.7	4.0	3.7	7.8	7.4	17.2	16.3	4	262×222×122
ACMU(ACMM)–75RF	1.3	1.2	2.8	2.6	5.7	5.3	12.5	11.7	4	262×222×122
ACMU(ACMM)–100SF	2.1	1.9	4.6	4.1	9.0	8.0	19.9	17.6	4	298×222×147
ACMU(ACMM)–100RF	1.5	1.4	3.4	3.1	6.7	6.2	14.8	13.8	4	298×222×147
ACMU(ACMM)–125SF	2.3	2.2	5.1	4.9	9.9	9.6	21.9	21.2	4	326×206×169
ACMU(ACMM)–125RF	1.7	1.6	3.8	3.6	7.6	7.4	16.7	16.2	4	326×206×169
ACMU(ACMM)–150SF	2.5	2.4	5.6	5.3	11.0	10.5	24.2	23.1	4	352×206×194
ACMU(ACMM)–150RF	2.0	1.9	4.4	4.1	8.8	8.2	19.4	18.2	4	352×206×194

MODEL	NET WEIGHT (one pcs)				MASTER CARTON (4pcs)					
					GROSS WEIGHT				QTY	SIZE
	Kg		lbs		Kg		lbs		pcs	L×W×H (m/m)
ACHU(ACHM)–100SF	7.3	7.1	16.1	15.7	14.9	14.5	32.8	32.0	2	305×185×175
ACHU(ACHM)–100RF	5.0	4.9	11.0	10.8	10.3	10.1	22.7	22.3	2	305×185×175
ACHU(ACHM)–125SF	7.9	7.6	17.4	16.8	16.2	15.6	35.7	34.4	2	305×205×200
ACHU(ACHM)–125RF	5.6	5.3	12.3	11.7	11.6	11.0	25.6	24.3	2	305×205×200
ACHU(ACHM)–150SF	8.2	8.0	18.1	17.6	16.9	16.5	37.3	36.4	2	305×220×225
ACHU(ACHM)–150RF	6.0	5.8	13.2	12.8	12.5	12.1	27.6	26.7	2	305×220×225
ACHU(ACHM)–200SF	9.5	9.2	20.9	20.3	19.6	19.0	43.2	41.9	2	305×255×270
ACHU(ACHM)–200RF	7.2	6.9	15.9	15.2	15.0	14.4	33.1	31.7	2	305×255×270

MODEL	NET WEIGHT (one pcs)				MASTER CARTON (4pcs)					
					GROSS WEIGHT				QTY	SIZE
	Kg		lbs		Kg		lbs		pcs	L×W×H (m/m)
ACHUT(ACHUTA)–75SF	6.0		13.2		12.3		27.1		2	305×225×140
ACHUT(ACHUTA)–75RF	3.8		8.4		7.9		17.4		2	305×225×140
ACHUT(ACHUTA)–100SF	6.6		14.6		13.5		29.8		2	305×225×140
ACHUT(ACHUTA)–100RF	4.4		9.7		9.1		20.1		2	305×225×140
ACHUT(ACHUTA)–125SF	6.9		15.3		14.1		31.1		2	305×225×140
ACHUT(ACHUTA)–125RF	4.7		10.4		10.2		22.5		2	305×225×140

MODEL	NET WEIGHT (one pcs)				MASTER CARTON (4pcs)					
					GROSS WEIGHT				QTY	SIZE
	Kg		lbs		Kg		lbs		pcs	L×W×H (m/m)
ACHMT–75SF	5.9		13.0		12.1		26.7		2	305×225×140
ACHMT–75RF	3.7		8.2		7.7		17.0		2	305×225×140
ACHMT–100SF	6.3		13.9		12.9		28.4		2	305×225×140
ACHMT–100RF	4.1		9.0		8.5		18.7		2	305×225×140
ACHMT–125SF	6.8		15.0		13.9		30.6		2	305×225×140
ACHMT–125RF	4.6		10.1		9.5		20.9		2	305×225×140

실제사이즈 1cm



PLASTIC SELLING & PLASTIC FINISH

05

- 162 Acryl
- 163 Polycarbonate
- 164 Bakelite
- 165 PolyVinyl Chloride
- 166 Aliminium C. Panel
- 167 Fomex
- 168 Polyoxymethylen
- 169 Antistantic Coating



Acryl

아크릴

FEATURES

- 아크릴산이나 메타크릴산 등의 에스테르로부터의 중합체
- 옥외에 노출시켜도 변색하지 않고 내약품성도 좋으며, 전기절연성이 양호
- 압출아크릴 : 순수원료로 압출 생산하여 두께가 일정
- 캐스팅아크릴 : 두께나 색상이 다양하고 가공이 용이
- The polymer of esters such as acrylic acid, methacrylic acid
- Not be discolored in outdoor and good at chemical resistance and electric insulation
- Extruding Acrylic provide a constant thickness
- Cast Acrylic has various colors and thickness and easy for mechanical working

APPLICATION

가구, 조명, 커버, 각종 간판, 명판, 진열대, 수족관, 옥외 구조물 등
Furniture, Lighting, Cover, Signboard, Nameplate, Display stand, Outdoor structure and etc.



- 두께
Thickness 1.5T ~ 50T
- 사이즈
Size 900 × 1800mm
1000 × 2000mm
1200 × 2400mm
- 색상
Color 투명, 유백, 스모그(투명, 불투명), 흑색, 노랑, 빨강, 파랑, 녹색 등
Transparency, Milky, Smog (Transparency, Opaque), Black, Yellow, Red, Blue, Green etc.



Polycarbonate

폴리카보네이트

FEATURES


- 열가소성 플라스틱의 일종
- 내충격성, 내열성, 내후성, 자기소화성, 투명성
- 잘 깨지고 변형이 되기 쉬운 아크릴의 대용제, 일반 판유리의 보완제
- 건축 신소재 등 여러 분야에 활용
- A type of thermoplastic
- Impact resistance, thermal resistance, weather protection, self-extinguish ability and transparency
- The replacement for Acrylic that easily broken and modified. Also complementary goods for general plate glass.
- Engaged in several areas such as new material for building

APPLICATION

방음벽, 건축물 외벽, 지붕, 연결통로, 차양, 컴퓨터, TV, 보안경, 자판기, 공중전화 부스, 온실, 축사 등

Soundproof walls, An outer wall, Roof, Awning, Computer, Television, Safety goggles, Vending machine, Telephone booth, Greenhouse, etc.

■ 두께 Thickness	0.5T, 0.8T, 1.5T	1T, 2T, 3T, 4.5T, 5T, 6T 8T, 10T, 12T, 15T, 20T
■ 사이즈 Size	1000 × 2000mm	1000 × 2000mm 1200 × 2400mm
■ 색상 Color	투명 Transparency	투명, 칼라 Transparency, Transparency Color



Bakelite

베크라이트


FEATURES

- 충전재, 활제, 경화재 등을 베이스로 한 열경화성 수지의 일종
- 전기 절연성, 굴곡강도 및 내열성 우수. 내습성이 좋아 휨성이 적음
- 지베크라이트 (일반베크)
- 포베크라이트 (베크판 속에 포(천)이 포함)
- Thermosetting plastics prepared by heating phenol or cresol with formaldehyde and ammonia under pressure
- Excellent in electric insulation, flexural strength, heat resistance and Less flexibility due to moisture proof
- Paper-base Laminates
- Fabric-base Laminates

APPLICATION

- 성형품 : 전기, 전자, 기계, 선박, 차량부품
- 적층품 : 전기절연판, 회로판
- 기타 : 단열재, 연마제, 합판 등의 접착/점착제
- Molded products : Electric, electronic, machinery, vessel, vehicle components
- Laminated molding products : Insulating board, wafer
- Others : Glue for Insulation, Abrasives, Plywood.

- 두께
Thickness 5T, 6T, 8T, 10T, 12T, 15T, 25T, 30T, 35T, 40T, 45T, 50T, 55T, 60T, 70T, 80T, 90T, 100T
- 사이즈
Size 1000 × 1000mm
1000 × 2000mm
1200 × 2400mm
- 색상
Color 고유색, 흑색
Natural color, Black



PolyVinyl Chloride

PVC

FEATURES

- 기계가공이 용이한 소재
- 기계적 강도와 인장강도가 높음
- 온도 $-15 \sim -60^{\circ}\text{C}$ 에서 사용 가능
- 접착이나 용접이 가능
- 내약품성, 우수한 절연 특성, 낮은 수분 흡수율, 도색 용이
- Useful material for mechanical working
- High tensile strength and magnetic stress
- Suitable for temperature at $-15 \sim 60^{\circ}\text{C}$ ($5 \sim 74^{\circ}\text{F}$)
- Available adhesion and welding work
- Excellent in insulation, Low moisture absorption factor and easy to painting

APPLICATION

화학약품탱크, 반도체 장비, 배기덕트, 자동차 내장재, 저장조 등
Dosing tank, Semiconductor machine, Exhaust duct,
Vehicle interior material, Storage tank and etc



- 두께 Thickness 1T ~ 20T
- 사이즈 Size 1000 × 2000mm
1200 × 2400mm
- 색상 Color 아이보리, 회색, 투명, 청색
Ivory, Gray, Transparency, Blue



Aluminium C. Panel

알루미늄 복합판넬

FEATURES

- 두 장의 알루미늄 코일(coil)사이 에 저밀도 폴리에틸렌 소재로 고온 접합시킨 샌드위치 구조의 자재
- 종래의 알루미늄판이 가지고 있던 평활성, 무게, 가공, 색상, 결로 등을 보완함과 동시에 단열, 흡음 뛰어난 건축 내외장재
- 알루미늄 적층 복합재에 초내구성, 불소수지 도료인 PVDF로 도장
- Sandwich structure material that is high temperature bonded as low density polyethylene between two Aluminium coils
- Excellent structural and finishing materials that is good at heat insulation and acoustic absorption and remedy common Aluminium panel's shortcomings such as smoothness, weight, work, color and condensation.
- Aluminium laminated composite material that is painted in PVDF, super-endurance and fluoride resin paint.

APPLICATION

건축창호의 샷시도어 면재, 캐노피천정재, 내장마감재, 외장마감재, 광고인테리어, 반도체장비, 칸막이 도어 등

Chassis door panel, Canopy ceiling material, Finished and Equipped materials, Commercial interior, Semiconductor equipment, Partition door and etc.

- | | |
|--------------------------|----------------|
| ■ 두께
Thickness | 4T, 5T |
| ■ 사이즈
Size | 1220 × 2440mm |
| ■ 알루미늄두께
AL Thickness | 0.1, 0.2 |
| ■ 색상
Color | 양면실버
Silver |



Fomex

포맥스

FEATURES

- 최첨단 PVC발포시트로서 각종 광고 선전물 및 인테리어 건축물의 마감재로 사용
- High-tech PVC foaming sheet that is used in advertising materials and finishing materials for building

APPLICATION

각종 사인물, DIY용 재료, 안내판, 간판 등
Signboard, DIY materials, Direction board and etc

- 두께
Thickness 1T ~ 19T
- 사이즈
Size 900 × 1800mm
1200 × 2400mm
- 색상
Color 백색, 흑색
White, Black



Polyoxymethylen

아세탈

FEATURES

- 결정성의 열가소성의 수지
- 뛰어난 기계적 강함, 광학적 · 열적 특성, 성형 가공성 우수
- 엔지니어링 플라스틱의 대표
- Crystalline thermoplastic resin
- Excellent in magnetic stress, optical and thermal characteristics, forming workability
- Typical engineering plastic

APPLICATION

각종 정밀 기계부품, GEAR, ROLLER, BRACKET, UNET류, 전기 · 전자 반도체의 절연제품 마모플레이트, 스크류, 휠 등

All kinds of precision machine components, gear, roller, bracket, UNET.

Insulation product for Electric/electronic semiconductor, abrasion plate, screws, wheels and etc

- 두께
Thickness 5T ~ 30T
- 사이즈
Size 600 × 1000mm
1000 × 1200mm
- 색상
Color 백색, 흑색
White, Black

Antistatic Coating

대전방지코팅

FEATURES

- 판 표면이 대전방지 처리된 패널로 정전기의 발생을 방지
- 대전방지처리 이유
 - 플라스틱은 금속과는 다른 전기절연성이라는 특성을 가지고 있기 때문
 - 정전기에 의한 방전, 흡인, 반발로 인해 여러 장애를 야기할 수 있음
- Surface of plate treated as antistatic finishing
- Reasons for antistatic coating
 - Plastic has its own electrical insulating properties
 - Static electricity may cause discharge, acoustic absorption, repulsion

APPLICATION


- 반도체 제조 및 기타 관련 장비
클린 벤치, 클린 초안, 청소기, 물 운반 상자 등
- 클린 룸
클린 유입 경로, 윈도우, 룸 파티션, 커버 등
- 기타
미터커버, 기계커버, 디스플레이, 각종 케이스, 부품박스
- Semiconductor manufacture or related precision machine
Clean bench, cleaning tools storage, water tank box
- Clean room
Inflow channel, window, room partition, covers and etc
- The others
Various covers, display, cases, tool box

대전방지제품 | ANTISTATIC PRODUCT

- 대전방지 아크릴
우수한 표면 경도와 우수한 선명도가 장점, 충격 강도에 약함
 - 대전방지 PC (Poly Carbonate)
내약품성이 뛰어남, 열에 대한 내구성 강해 높은 온도에 견딤, 난연 소재로 화재 방지에 탁월, 재활이 가능함
 - Antistatic acrylic
Excellent in surface hardness, visibility, but weak in impulse strength
 - Antistatic PC
Excellent in chemical resistance. Strong durability for high temperature and resistance to flame
- | | |
|-------------------|--------------------------------|
| ■ 두께
Thickness | 2T, 3T, 5T, 6T, 8T, 10T |
| ■ 사이즈
Size | 1000 × 2000mm
1200 × 2400mm |
| ■ 색상
Color | 투명
Transparency |



실제사이즈 1cm



with us,
you can take a step forward
in your dream

ALPOTECH





경기도 시흥시 경기과기대로 181 3다 707호 (정왕동 시화공단)
TEL. 031-319-6450~3
FAX. 031-319-6456
E-mail. alpotech@alpotech.co.kr

3Da-707, 181, Gyeonggigwagidae-ro, Siheung-si, Gyeonggi-do, Korea
TEL. 82-31-319-6450~3
FAX. 82-31-319-6456
E-mail. alpotech@alpotech.co.kr

- ※ 본 카탈로그의 제품들은 품질향상을 위하여 통지없이 그 사양이 변경될 수 있습니다.
- ※ 본 카탈로그의 제품 색상은 인쇄된것이므로 실제의 색상과 차이가 날 수 있습니다.
- ※ All products of this catalog may be able to be changed the articles without notifying, for an elevation of quality.
- ※ The colors of products in the catalog can be different from the colors of products, because they are printed ones.